

NFK GLAZING & INDUSTRIAL SUPPLIES P/L GLAZING TOOLS PRODUCT CATALOGUE



A 100% Australian owned and operated family business

For those of you who don't know NFK, we are a family-owned company that started in 1983. During these years, we have focused on delivering a diverse range of glazing tools, consumable and architectural hardware to the glass industry.

As an Australian-owned company, our sales team offers personalised service. Whether it's diamond wheels, glazing tools, vacuum lifting equipment or architectural hardware, our staff understand the products they sell.

Founded in Queensland, NFK are now offering our range of products nationally. Overnight or next day freight is possible to the majority of cities and towns we service. Priority is given to assuring your goods arrive on time.

We're proud to offer Australian-made architectural hardware, alongside our range of imported products. Combined with the flexibility to design and manufacture customised product, NFK can offer solutions for all applications.



NFK GLAZING & INDUSTRIAL SUPPLIES

Specialist Suppliers of Quality Glazing Tools & Architectural Hardware

NFK is a service driven company. We take pride in our ability to solve customers' problems and assist them in selecting the correct hardware to suit specific applications.

All of our staff have a strong understanding of our products and their applications.

For Architectural Hardware, we have the ability to produce small quantities of custom designed products, with fast turn around on CNC Turning / Machining of Point Fixings & Stand-off Pins.

Our fittings are exclusively manufactured from high quality 316 stainless steel. In addition to this we offer an Electro-polishing service on any volume of product. This process increases the metals surface resistance to staining and improves the surface brightness for a more defined appearance.

We welcome the opportunity to discuss your needs.



CONTENTS

| Category | Contents | Page Number |
|------------|---|-------------|
| 1 | Glass Cutters..... | 10 |
| 2 | Circle Cutters | 15 |
| 3 | Speed Cutters | 16 |
| 4 | Pliers & Snips..... | 19 |
| 5 | Squares & Straight Edges | 22 |
| 6 | Glazing Tools & Accessories | 23 |
| 7 | Measuring Tapes & Rules | 28 |
| 8 | Vacuum Lifters & Accessories..... | 35 |
| 9 | High Performance Vacuum Rigs | 39 |
| 10 | Transport & Storage Equipment..... | 43 |
| 11 | Knives & Blades | 46 |
| 12 | Marking Pens..... | 49 |
| 13 | Safety Products | 50 |
| 14 | Power & Air Tools | 54 |
| 15 | Drill Bits..... | 56 |
| 16 | Driver Bits..... | 57 |
| 17 | Cleaning Products | 60 |
| 18 | Lubricants..... | 62 |
| 19 | Abrasives for Glass – Conventional | 64 |
| 19A | Abrasives Sharpening & Dressing Tools | 65 |
| 19B | Abrasives Tool Accessories..... | 67 |
| 20 | Abrasives – Diamond Super Abrasives | 68 |
| 21 | Abrasive – Diamond Hand Pads | 74 |
| 22 | Diamond Saw Blades..... | 75 |
| 23 | Diamond Drills & Countersink Tools | 76 |

CONTENTS

| Category | Contents | Page Number |
|-----------|--|-------------|
| 24 | Diamond Tools for CNC Machines..... | 82 |
| 25 | Diamond Cup & Peripheral Wheels..... | 80 |
| 26 | Polishing Wheels & Compounds..... | 82 |
| 27 | Self Adhesive Products..... | 83 |
| 28 | Sealants & Adhesives..... | 85 |
| 29 | Paint, Primers & Cold Galv..... | 91 |
| 30 | Windscreen Tools..... | 92 |
| 31 | Double Sided Adhesive Tapes..... | 96 |
| 32 | Packaging & Masking Tapes..... | 105 |
| 33 | Glazing Tape, Sealing Tape & Gaskets..... | 93 |
| 34 | Double Glazing Systems & Accessories..... | 104 |
| 35 | Setting Block & Packers..... | 109 |
| 36 | Cabinet Hardware..... | 110 |
| 37 | Shelf Rest & Mirror Fixing Hardware..... | 114 |
| 38 | Glass Clamps & Brackets..... | 116 |
| 39 | Shower Screen Hardware..... | 122 |
| 40 | Commercial Hardware & Patch Fittings..... | 135 |
| 41 | Glass Gate & Fence Hardware..... | 153 |
| 42 | Stand-Off Fixings..... | 151 |
| 43 | Spider Fittings & Articulated Point Fixings..... | 159 |



INDEX

A

| | |
|---|-----|
| Abrasive belts | 64 |
| Abrasive hand file | 65 |
| Abrasive rubbers | 65 |
| Adjustable shelf support | 110 |
| Adhesive bump-on | 83 |
| Alligator lock | 109 |
| Aluminium surface protection tape | 99 |
| Angle brackets | 133 |
| Angle finders – digital | 32 |
| Anvil cutters | 21 |
| Autoline speed cutter | 18 |
| Auto retracting utility knife | 47 |

B

| | |
|--|-----|
| Backing pads – for KGS Diamond discs | 67 |
| Ball casters | 45 |
| Barrel knob with finger pull | 128 |
| Bees wax | 63 |
| Biloba Unica hydraulic door closer | 136 |
| Blades | 48 |
| BMC handle & key – locking strip tool & eyes | 95 |
| Braced squares | 22 |
| Bump ons | 83 |

C

| | |
|--|---------|
| Cabinet locks | 108 |
| Cam lock (SNIB) | 108 |
| Cam lock | 108 |
| Carbide cutting wheels for glass | 12 |
| Cat doors | 22 |
| Cerium oxide | 77 & 93 |
| Channel chisel | 95 |
| Chinagraph pencils | 49 |
| Chrome domes & bushes | 111 |
| Circle cutters | 15 |
| Circle cutting machine | 15 |
| Clamp bars – spare parts | 45 |
| Clamp bars | 45 |
| CNC mitre wheels | 80 |
| CNC segmented flat edge wheels | 80 |
| CNC trap wheels | 80 |
| Cobra wheel | 73 |
| Cold galvanising (aerosol) | 91 |
| Concealed overhead closer | 135 |
| Cone cap | 154 |
| Countersinks for aluminium | 57 |
| Convex mirrors | 20 |
| Cork shipping pads | 44 |

| | |
|------------------------------------|---------|
| Corner patch | 142-144 |
| Crossliner laser sets | 33 |
| Countersunk bolts | 157 |
| Countersunk bush | 156 |
| Countersunk flat cap | 155 |
| Countersunk tapered flat cap | 155 |
| Cup polishing wheels | 82 |
| Cut out wire | 94 |
| Cutting fluid | 13 |
| Cutting oil 125ml | 12 |
| Cutting wheels for glass | 12 |
| Cylindrical shelf support | 110 |

D

| | |
|--|-------|
| Decals | 83-84 |
| Delux glass door hinges | 107 |
| D handle | 128 |
| Diamond belts | 72 |
| Diamond countersinks | 76-80 |
| Diamond cup wheels | 81 |
| Diamond discs | 70 |
| Diamond double countersink tool – for CNC | 78 |
| Diamond drills | 76-79 |
| Diamond hand files | 66 |
| Diamond hand pads | 74 |
| Diamond points | 23 |
| Diamond saw blades | 75 |
| Diamond saw – cordless | 54 |
| Diamond t-bar dresser | 66 |
| Diamond P.E sharpening stones | 66 |
| Diamond wheel | 77 |
| Digital light and power meter | 31 |
| Digital level | 32 |
| Discs – abrasive silicone carbide | 64 |
| Disposable gloves | 53 |
| Distance measurer – laser | 30 |
| Dog door | 22 |
| Dome caps – standoff components | 154 |
| Door handle tool | 94 |
| Double ended panel drills | 56 |
| Double glazing system edgetech – super spacer® | 104 |
| Dressing stones | 66 |
| Drill bits – jobber | 56 |
| Drill bits – masonry | 57 |
| Driver bits | 58 |
| Drop jaw glass pliers | 19 |
| Dusting brush | 23 |
| Dust mask | 51 |

INDEX

| | |
|--|---------|
| E | |
| Ear plugs..... | 52 |
| Ear muffs..... | 52 |
| Edding paint pens..... | 49 |
| Electric disc sander/grinder..... | 54 |
| Electronic telescopic rules..... | 29 |
| Etch primer – aerosol..... | 91 |
| Everseal rubber seal..... | 103 |
| Expanding rubber drums..... | 67 |
| Expanding shelf rests..... | 110 |
| Express speed cutters..... | 16 |
| F | |
| Felt buff..... | 77 |
| Felt wheels..... | 82 |
| Filler strip insert tool..... | 93 |
| Fin bracket..... | 132-133 |
| Finger pulls..... | 107 |
| Finger slot wheel..... | 64 |
| Fin link patch..... | 143 |
| Flat caps – standoff components..... | 154 |
| Flex glass connectors..... | 117 |
| Flexis diamond discs..... | 69 |
| Flexis hand pads..... | 74 |
| Floor springs..... | 134 |
| Fluids squirt bottle..... | 27 |
| Flush fit cap – standoff components..... | 154 |
| Foam tape..... | 95-98 |
| Forvet drills..... | 79 |
| Forvet milling tool..... | 79 |
| Forvet trapezoidal tool..... | 79 |
| G | |
| Gap Filler..... | 85,87 |
| Gaskets – window frame diecuts..... | 103 |
| Gasket scraper..... | 92 |
| Glass cabinet door hinges..... | 106 |
| Glass check pro..... | 31 |
| Glass clamps..... | 112-115 |
| Glass cleaner..... | 60 |
| Glass cabinet door lock..... | 108-109 |
| Glass grab/sheet lifter..... | 39 |
| Glass handling gloves..... | 53 |
| Glass protectant..... | 61 |
| Glass restraint straps..... | 43 |
| Glass rippling/scalloping tool..... | 25 |
| Glazier's squares..... | 22 |
| Glazier's straight edge..... | 22 |
| Gloves..... | 53 |
| Goose neck pliers..... | 20 |
| Grabit screw remover set..... | 59 |
| Gravity toggles – standoff components..... | 157 |
| Grozing pliers..... | 20 |
| H | |
| Hack out knives..... | 24 |
| Hacksaw..... | 25 |
| Half moon shelf supports..... | 110 |
| Hand seamer..... | 65 |
| Hard hats..... | 51 |
| Hand pads..... | 74 |
| Header bar – for frameless shower screens..... | 129 |
| Headlining tool..... | 92 |
| Heavy duty link patch..... | 132 |
| Hex nut setters..... | 59 |
| Hex security driver bits..... | 58-59 |
| High-lite pivot patch..... | 142 |
| Hook tool..... | 93 |
| Horizontal pin lock..... | 108 |
| Horse-shoe packers..... | 105 |
| I | |
| Inclinometer digital level..... | 32 |
| Inox lubricant..... | 62 |
| J | |
| Jobber drills..... | |
| K | |
| K-loc swiflex disc set..... | 71 |
| Kevlar wrist guard..... | 50 |
| Klearvu water stain remover..... | 61 |
| Knives..... | 46-47 |
| L | |
| Lag screws – standoff components..... | 157 |
| Laminate cutter..... | 47 |
| Lanox lubricant..... | 62 |
| Laser thickness gauge..... | 31 |
| L brackets – for frameless glass..... | 125 |
| Leather riggers gloves..... | 53 |
| Leather wrist guards..... | 50 |
| Laser distance measurer..... | 30 |
| Lens cutting machine..... | 15 |
| Leveling sets..... | 34 |
| Lint free paper towel..... | 60 |
| Linseed oil..... | 89 |
| Lock receiver patch..... | 146-148 |
| Locking strip tool..... | |
| Low-e coating contact meter..... | 31 |

INDEX

M

| | |
|---|-----|
| Machine oil | 63 |
| Magnetic catch for Sterio glass door hinge..... | 106 |
| Makita electric belt sander | 54 |
| Mandrels – for KGS spiral bands | 67 |
| Marking pens..... | 49 |
| Masonry drills..... | 57 |
| Measuring wheel set..... | 29 |
| Mechanical masonry anchor | 158 |
| Measuring tapes | 28 |
| Medium adjustable shelf support..... | 110 |
| Messfix angle finder | 32 |
| Messfix telescopic rules | 29 |
| Metal bond diamond cup wheels..... | 81 |
| Metho bottle | 27 |
| Metric jobber drills. | 56 |
| Microflex – frameless glass hinges | 123 |
| Milling tool | 78 |
| Mirro-mastic..... | 90 |
| Mirror clips | 111 |
| Mitre pliers | 21 |
| Molecular sieve..... | 104 |
| Mould release tool | 94 |

O

| | |
|-------------------|-------|
| Oil cutters | 10-11 |
|-------------------|-------|

P

| | |
|---|---------|
| Packaging tape | 101 |
| Paper towel..... | 60 |
| Patch fittings | 142-144 |
| Patch locks & receivers..... | 146-148 |
| Peripheral diamond wheels | 81 |
| Peripheral polishing wheels..... | 82 |
| Phillips driver bits | 58 |
| Pin driver bits | 58 |
| Pliers..... | 19-20 |
| Pneumatic belt sander | 54 |
| Pneumatic disc sander | 54 |
| Points (diamond points)..... | 23 |
| Point driver | 23 |
| Point fixings..... | 159-160 |
| Polish wheels..... | 77,82 |
| Polishing wheels..... | 82 |
| Pool gate locks | 150 |
| Portable drill press | 55 |
| Portavant sliding doors | 138-149 |
| Pre-assembled standoffs..... | 151-152 |
| Push plate for stereo glass door hinge..... | 106 |
| Push points | 23 |

| | |
|--------------------|----|
| Putty knives | 24 |
| PVC apron | 50 |

R

| | |
|--------------------------------------|-------|
| Ratchet straps | 43 |
| Razor scraper | 47 |
| Reinforced aluminium foil tape | 100 |
| Reinforced packaging tape | 101 |
| Resin bond diamond cup wheels | 81 |
| Ribbed strip rubber | 43 |
| Rivet guns | 26 |
| Rust guard – cold galv aerosol..... | 91 |
| Round edge template | 15 |
| Rotating laser set..... | 33 |
| Rubber mallets | 25 |
| Running pliers | 19-20 |

S

| | |
|---|---------|
| Sadev pivoting doors..... | 141 |
| Sadev sliding doors | 140 |
| Safety backed razor blades..... | 48 |
| Safety glasses and goggles | 51 |
| Safety motifs | 83-84 |
| Sanding sponges..... | 65 |
| Sash clips (steel frame)..... | 23 |
| Scrape & pry bar | 27 |
| Security drill set..... | 59 |
| Self adhesive finger pulls..... | 107 |
| Setting block – Pieces | 105 |
| Setting block – Rolls..... | 105 |
| Setting tool | 92 |
| Shelf supports | 110 |
| Shower screen brackets | 124-127 |
| Shower screen hinges | 118-124 |
| Shower screen knobs..... | 128 |
| Side cutters | 21 |
| Silicone | 85-88 |
| Silicone spray | 63 |
| Silicone guns | 26 |
| Silicone spatula | 27 |
| Structural spacer tape | 97 |
| Single ended panel drills | 56 |
| Single sided foam tape | 96-97 |
| Six wheel turret..... | 12 |
| Small joint sealant | 89 |
| Small joint sealant gun | 27 |
| Snap-off blades | 48 |
| Snips | 47 |
| Solar incidence power meter..... | 31 |
| Spear point drills – tungsten carbide | 57 |

INDEX

| | | | |
|---|---------|---|-------|
| Spectrum detective..... | 30 | Top hat & rubber grommets..... | 43 |
| Speed cutter – standard model | 17 | Torx driver bits | 58 |
| Spider fittings | 161-167 | Torx security driver bits..... | 58 |
| Spiral bands..... | 73 | Touch-up paint | 91 |
| Spline rollers | 25 | Trapezoidal tool – CNC diamond tool..... | 78 |
| Spray bottles | 60 | Tri-lobular bits | 58 |
| Spring loaded mirror clips..... | 111 | Triloba hinges..... | 136 |
| Sprigs | 23 | Trimpad removal tool | 94 |
| Sprig gun..... | 23 | Tripods | 34 |
| Square insert driver bits | 59 | Tungsten carbide cutting wheels & carriages | 12 |
| Stainless steel handles | 145 | | |
| Stainless steel nuts hex and dome | 158 | U | |
| Stainless steel ruler | 28 | U brackets | 127 |
| Stainless steel washers flat and spring | 158 | U channel extrusion..... | 130 |
| Standoff bodies | 153 | U channel rubber..... | 43 |
| Standoff components | | Universal plunger lock..... | 109 |
| Standoff tightening tool..... | 153 | Unica hydraulic door closer..... | 136 |
| Stereo glass door hinges..... | 106 | Upright belt sander..... | 55 |
| Straight barrel knob with finger groove..... | 128 | Utility knife blades | 48 |
| Strengthened glass detector..... | 31 | | |
| Structural corner patch | 133 | V | |
| Stub drills | 56 | Vacuum lifter | 35-38 |
| Surface mounted hydraulic closer..... | 135 | Vacuum ratchet tools | 36 |
| Super spacer tape..... | 104 | Vacuum Rigs | 39-41 |
| Swiflex diamond discs..... | 70 | Vertical pin lock | 109 |
| Synthetic coolants – for glass processing..... | 13 | Vinyl mirror back..... | 103 |
| | | Vinyl rollers..... | 25 |
| T | | Vitris portavant 120 sliding door system | 138 |
| Table felt | 44 | Vitris portavant 60 sliding door system | 139 |
| Tape..... | 95-103 | Vulkopan ball castors by Romeca | 45 |
| Tape – aluminium foil..... | 100 | | |
| Tape – packaging..... | 101 | W | |
| Tape – double sided | 96-99 | Waist apron | 50 |
| Tape – structural glazing | 97 | Water bar D profile | 130 |
| Tape – single sided foam..... | 96-97 | Water bar | 130 |
| Tape measure | 28 | Water chuck..... | 55 |
| Telescopic leveling staffs..... | 29 | Waterseals | 130 |
| Telescopic rules..... | 29 | Wheel axle | 12 |
| Telum diamond discs | 69 | Whiting powder | 89 |
| Telum diamond belts..... | 72 | Windscreen cut out knife..... | 92 |
| Telum expanding rubber drum belts | 72 | Windscreen – damwall tape | 95 |
| Theodolite ET5 electronic set | 33 | Windscreen – trim setter..... | 95 |
| Thermal break washers – standoff components | 158 | Wiper arm removal tool | 93 |
| Thor hammer..... | 25 | Wood putty | 89 |
| Thread bushes – standoff components..... | 158 | | |
| Threaded rod – standoff components | 157 | | |
| Threaded stud – standoff components..... | 157 | | |
| Tie down straps | 43 | | |
| Tile drill | 77 | | |
| Tin side detector | 30 | | |



TOYO OIL CUTTERP – TC1-S & TC1-RR

"S" 135° tungsten carbide wheel for glass up to 12mm & "RR" 155° for glass 10mm and thicker. Clear plastic handle is light weight and makes remaining lubricant level visible.

AVAILABLE BY EACH OR BOX OF 6

| Description | Code |
|------------------------------|------------|
| For Glass 1mm-12mm | 11-TC1S |
| For Glass 10mm-19mm | 11-TC1S-RR |
| Replacement Head for TC1S | 11-SY2R |
| Replacement Head for TC1S-RR | 11-SY2RR |



TOYO OIL CUTTER – TC1P

135° tungsten carbide wheel for glass up to 10mm. Suitable for leadlight or pattern cutting.

AVAILABLE BY EACH OR BOX OF 6

| Description | Code |
|------------------------------|---------|
| Narrow Head for glass 1-12mm | 11-TC1P |
| Replacement Head for TC1P | N/A |



TOYO OIL CUTTER – TC17B (BRASS HANDLE)

Heavy duty knurled brass handle allows stronger grip and application of greater pressure. Suited for heavy weight cutting.

AVAILABLE BY EACH OR BOX OF 6

| Description | Code |
|-------------------------------|-------------|
| For Glass 1mm-12mm | 11-TC17B |
| For Glass 10mm-19mm | 11-TC17B-RR |
| Replacement Head for TC17B | 11-SY2R |
| Replacement Head for TC17B-RR | 11-SY2RR |



TOYO OIL CUTTER – TC600

135° tungsten carbide wheel and narrow head for glass up to 12mm. Pistol grip offers easy control and grip of the cutter.

AVAILABLE BY EACH OR BOX OF 2

| Description | Code |
|---------------------------|----------|
| Pistol Grip | 11-TC600 |
| Replacement Narrow Head | N/A |
| Replacement Standard Head | 11-SY2R |



TOYO OIL CUTTER – TC21

135° tungsten carbide wheel for glass to 10mm. The unique design enables easy control and grip. Suitable for leadlight or pattern cutting.

AVAILABLE BY EACH OR BOX OF 2

| Description | Code |
|----------------------------------|----------|
| Narrow Head for Glass 1mm-12mm | 11-TC21P |
| Standard Head for Glass 1mm-12mm | 11-TC21S |
| Replacement Head for TC21P | N/A |
| Replacement Head for TC21S | 11-SY2R |



NIKKEN-MICRO OIL CUTTER

135° tungsten carbide wheel for cutting glass up to 12mm thick. Micro or narrow head, specially designed for leadlight or pattern cutting.

AVAILABLE BY EACH OR BOX OF 6

| Description | Code |
|--------------------------------|-----------|
| Narrow Head for Glass 1mm-12mm | 11-SY5B |
| Replacement Head for SY5B | 11-SR1RMN |



NIKKEN-STANDARD OIL CUTTER

5A-135° tungsten carbide wheel for cutting glass up to 12mm.
5C-155° tungsten carbide wheel for glass 10mm – 19mm.

AVAILABLE BY EACH OR BOX OF 6

| Description | Code |
|---------------------------|------------|
| For Glass 1-12mm | 11-SY5A |
| For Glass 10-19mm | 11-SY5C |
| Replacement Head for SY5A | 11-SY1 RNS |
| Replacement Head for SY5C | 11-SY1 RNR |



NIKKEN OIL CUTTER (BRASS HANDLE)

Heavy duty knurled brass handle allows stronger grip and the application of greater pressure. Suited for heavy weight cutting.

AVAILABLE BY EACH OR BOX OF 6

| Description | Code |
|---------------------------|-----------|
| For Glass to 12mm | 11-SY4A |
| For Glass 10-19mm | 11-SY4C |
| Replacement Head for SY4A | 11-SY1RNS |
| Replacement Head for SY4C | 11-SY1RNR |



**NFK'S DIAMOND COOLANTS AND HIGH PERFORMANCE GLASS CUTTING LUBRICANTS,
FOR ALL PROCESSING APPLICATIONS. SEE NEXT PAGE FOR FULL RANGE.**



CUTTING OIL 125ML

Suitable for oil filled and older style glass cutters.

| Description | Code |
|-------------|---------|
| Cutting Oil | 21-S1/2 |



SIX WHEEL TURRET

135° steel wheels, suitable for certain speed cutters, circle cutters and some hand cutters.

| Description | Code |
|--|---------|
| Packet of 12 Turrets / Six Cutting Wheels Per Turret | 31-101R |



32-G8904A



32-G8906A



32-G8908A

TUNGSTEN CARBIDE CUTTING WHEELS & CARRIAGES

Available in 135°, 145°, 155° to suit most machines & applications.

| Description | Code |
|--|-----------|
| Tungsten Carbide Cutting Wheels & Carriages 135° White | 32-G8904A |
| Tungsten Carbide Cutting Wheels & Carriages 145° Black | 32-G8906A |
| Tungsten Carbide Cutting Wheels & Carriages 155° Brown | 32-G8908A |



TUNGSTEN CARBIDE CUTTING WHEELS

Available in 145°, 155°.

| Description | Code |
|---|-----------|
| 145° Tungsten Carbide Wheel 4.2 x 1.42 x 1.06 | 32-G9009W |
| 155° Tungsten Carbide Wheel 4.2 x 1.42 x 1.06 | 32-G9010W |



WHEEL AXLE

Wheel axle 1.39mmOD x 4.2mm.

| Description | Code |
|------------------------------|------------|
| Wheel Axle 1.39mmOD x 4.2mm. | 32-G9000AX |



SYNTHETIC COOLANTS – FOR STRAIGHT LINE EDGERS

High-quality concentrated synthetic coolant fulfilling the strictest requirements for grinding, drilling and sawing glass.

- Faster working speed.
- Longer life of grinding wheels and diamond-tipped tools.
- Brighter appearance of machined surfaces.
- Protection of equipment from corrosion.
- Good pH buffer action (ensuring pH stability).
- Glass particles held in suspension, making equipment cleaning easier.
- Easily soluble in water.

Synthetic Coolants for Straight Line Edgers is used specifically for grinding and drilling glass. The recommended concentrations vary between 2% for grinding and 3% to 5% for drilling, sawing and shaping. The exact concentration depends on specific production requirements.

| Description | Code |
|----------------|-------------|
| 5 Litre Bottle | 21-SYN-2-5 |
| 20 Litre Drum | 21-SYN-2-20 |
| 60 Litre Drum | 21-SYN-2-60 |




SYNTHETIC COOLANTS – FOR BEVELLERS

High-quality, concentrated, full synthetic liquid coolant meeting the strictest requirements (procedures, quality) for bevelling and processing automotive glass.

- Faster working speed.
- Protection and extended life of diamond-tipped tools.
- Brighter appearance of polished edges.
- Equipment protected from corrosion.
- Good pH buffer action.
- Easy treatment of glass abrasion waste / Easier cleaning of equipment.
- Immediately soluble in water.

The dilution ratios depend on the specific requirements of each production process.

| Description | Code |
|----------------|-------------|
| 5 Litre Bottle | 21-SYN-4-5 |
| 20 Litre Drum | 21-SYN-4-20 |
| 60 Litre Drum | 21-SYN-4-60 |



CUTTING FLUID SLOW-EVAPORATING

100% Evaporating fluid for on-line and off-line cutting of flat glass.

This cutting fluid is a fully evaporating cutting fluid that provides excellent quality scoring. Properly applied, it will leave no residues on glass surfaces, thus preventing contamination of rinse water or loss of adhesive potential on finished glass surfaces.

Specifically intended for applications where the time between glass separation and subsequent production processes is relatively short.

The main applications are as follows:

- Metal-coated (Low-E) glass cutting (applications requiring slower evaporation).
- Mirror cutting.

| Description | Code |
|----------------|-------------|
| 5 Litre Bottle | 21-S813S-5 |
| 20 Litre Drum | 21-S813S-20 |
| 60 Litre Drum | 21-S813S-60 |



CUTTING FLUID NON-EVAPORATING

Washable cutting fluid for flat glass.

Especially suited to cutting sharp angles and other difficult processes. With proper application and suitable equipment, it quickly penetrates score surfaces thanks to additives that enhance its wetting properties. It provides highly uniform edge quality.

Specifically intended for thick glass and sharp angles. It can be used for any processes that are too demanding for volatile lubricants, i.e. the cutting of thick glass and complex shapes.

| Description | Code |
|----------------|-------------|
| 1 Litre Bottle | 21-S814N-1 |
| 5 Litre Bottle | 21-S814N-5 |
| 20 Litre Drum | 21-S814N-20 |
| 60 Litre Drum | 21-S814N-60 |



CUTTING FLUID FAST-EVAPORATING

This cutting fluid is fully evaporating cutting fluid that provides excellent quality scoring. Properly applied, it leaves no residues on glass surfaces, thus preventing contamination of rinse water or loss of adhesive potential on finished glass surfaces.

Specifically intended for applications where the time between glass separation and subsequent production processes is relatively short.

The main applications are as follows:

- Online float glass cutting (thickness: 5mm-15mm)
- Metal-coated glass cutting (Low-E)(Applications requiring fast evaporation)
- Mirror Cutting.

| Description | Code |
|----------------|-------------|
| 5 Litre Bottle | 21-S812F-5 |
| 20 Litre Drum | 21-S812F-20 |
| 60 Litre Drum | 21-SP12F-60 |



CIRCLE CUTTERS

All circle cutters have a plastic suction cup assembly and brass measuring arm. The standard cutting head uses a six steel wheel turret. Our optional Auto-Trac head assembly is a single long lasting tungsten carbide wheel in a fully revolving carriage, which allows the wheel to track the circumference perfectly. Produces extremely clean cuts, particularly in smaller circles.



| Description | Code |
|------------------------------------|---|
| 400mmø | 04-G1901 |
| 600mmø | 04-G1902 |
| 800mmø | 04-G1903 |
| 1200mmø | 04-514JT |
| 2000mmø | 04-516JT |
| Rubber Suction Cup & Lever | 04-G1955 |
| Complete Sliding Head Assembly | 04-G1950 |
| Six Wheel Turret (Box 12 Turrets) | 31-101R (Carton 120 Turrets 101R-20) |
| Auto-Trac Sliding Head Assembly | 04-G1953 |
| Auto-Trac Cutting Wheel & Carriage | 31-G8904 |



LENS CUTTING MACHINE

Cuts small circles 12 to 127mm.

| Description | Code |
|---------------------------|----------|
| Lens Cutter | 04-G1995 |
| Replacement Cutting Wheel | 04-G1996 |



CIRCLE CUTTING MACHINE

Cut circles 30 to 300mm. Ideal for volume hand cutting.

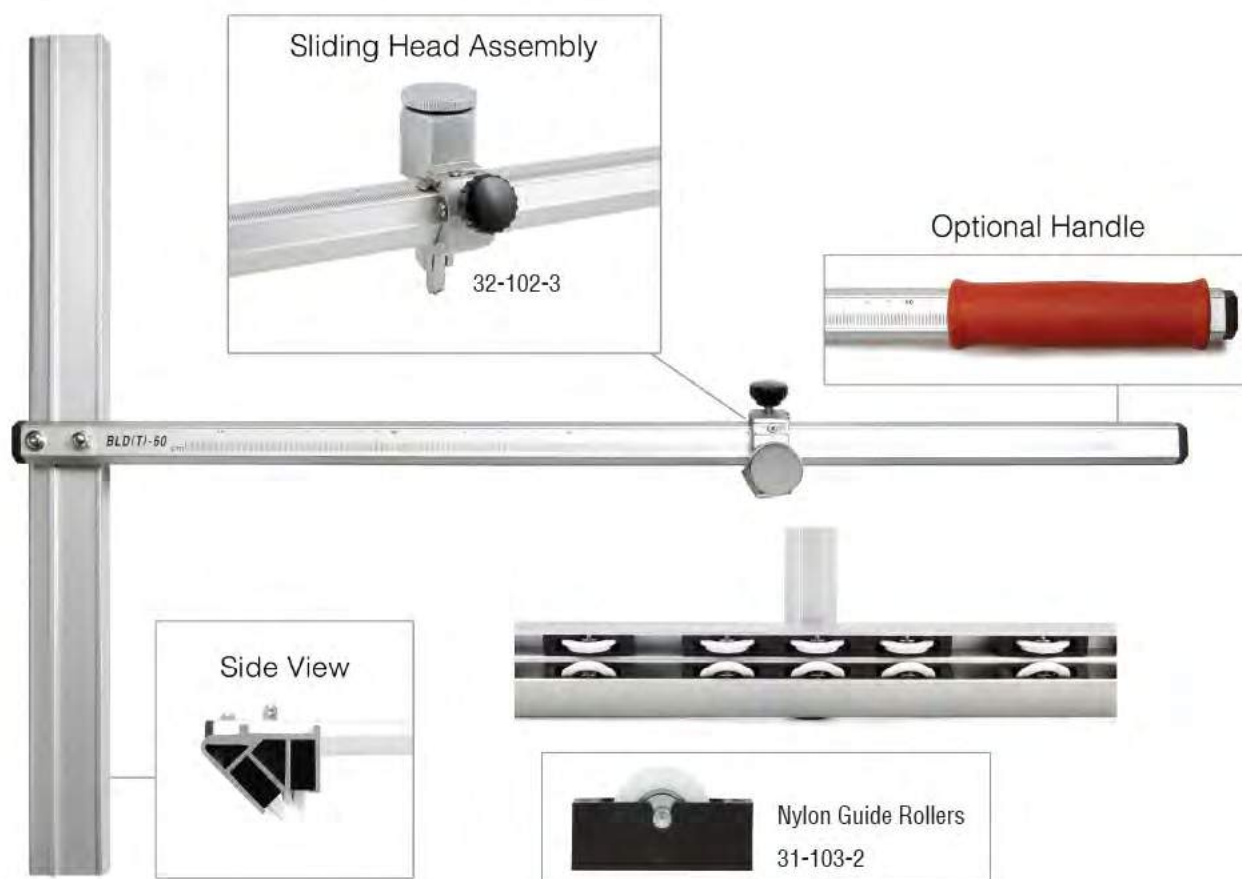
| Description | Code |
|------------------------|----------|
| Circle Cutting Machine | 04-G2005 |



ROUND EDGE TEMPLATE

This handy tool has templates for 12 different radius corners.

| Description | Code |
|---------------------|----------|
| Round Edge Template | 04-G0072 |



NFK – EXPRESS SPEED CUTTERS

NFK EXPRESS Speed Cutters are extremely well built, with high clarity metric only measurements. Able to be calibrated in seconds and comes standard with longer guide arms which are full of rollers. Cutting heads available for standard or heavy weight glass.

All spare parts are available ex-stock.


| Description | Code | Description | Code |
|---|-----------|---|------------|
| 680 Speed Cutter | 31-680-2 | Cutting Head, Tungsten Carbide Wheel for 10 to 19mm | 32-105 |
| 1280 Speed Cutter | 31-1280-2 | Brass Screw for Cutting Head | 31-G0058-2 |
| Sliding Head Assembly with Tungsten Carbide Wheel | 32-102-3 | Spring for Brass Screw | 31-G0061 |
| Cutting Head, Tungsten Carbide Wheel for up to 12mm | 32-104-3 | Nylon Guide Roller | 32-103-2 |



SPEED CUTTER – STANDARD MODEL

The original design, clear anodised aluminium model, comes with standard cutting head with six-wheel turret. The Autolube head assembly with replaceable tungsten carbide wheel is available as an optional extra, for the Standard Model.

| Description | Code | Description | Code |
|--|----------|--|------------|
| Speed Cutter Standard Model 680mm | 31-680 | Six-Wheel Turret (box of 12) for 32-102, up to 12mm Glass | 31-101R |
| Speed Cutter Standard Model 1880mm | 31-1880 | Six-Wheel Turret (box of 120) for 32-102, up to 12mm Glass | 31-101R-10 |
| Speed Cutter Standard Model 1280mm | 31-1280 | One-Wheel Cutting Head for "Autolube" G0059, up to 12mm | 32-G005 |
| Speed Cutter Standard Model 2300mm | 31-2300 | One-Wheel Cutting Head for "Autolube" G0059, up to 19mm | 32-G008 |
| Sliding Head Assembly with Six-Wheel Turret | 32-102 | Nylon Guide Roller Wheels | 32-103 |
| Sliding "Autolube" Head Assembly, Tungsten Carbide Wheel | 31-G0059 | Measuring Tape for 680mm, 1280mm, 1880mm, 2300mm | Nominate |



31-G0059A



32-104 / 32-105



32-G0058-2



31-G0061

AUTOLINE SPEED CUTTER

The original design, clear anodised aluminium model, comes with standard cutting head with six-wheel turret. The Autolube head assembly with replaceable tungsten carbide wheel is available as an optional extra, for the Standard Model.

| Description | Code | Description | Code |
|---|-----------|---|-----------|
| Autoline 680 Speed cutter | 31-680-1 | Cutting Head, Tungsten Carbide Wheel for 10 to 19mm | 32-G0008B |
| Autoline 1280 Speed cutter | 31-1280-1 | Brass Screw for Cutting Head | 31-G0058 |
| Sliding Head Assembly with Tungsten Carbide Wheel | 31-G0059A | Spring for Brass Screw | 31-G0060 |
| Cutting Head, Tungsten Carbide Wheel for up to 12mm | 32-G0008A | Nylon Guide Roller | 32-103-1 |



DROP JAW GLASS PLIERS RD1932

Regarded as the best quality pliers of their type available. General purpose glazier's pliers. Modified version for glass up to 15mm.

| Description | Code |
|---|------------|
| Drop Jaw Glass Pliers, suitable for glass up to 12mm | 12-1932 |
| Drop Jaw Glass Pliers – Modified Version for Glass up to 15mm. | 12-1932/15 |



DROP JAW GLASS PLIERS 3210

Economy version general purpose glazier's pliers, suitable for glass up to 12mm.

| Description | Code |
|----------------------------|---------|
| Drop Jaw Glass Pliers 3210 | 12-3210 |



RUNNING PLIERS PPG 1936 – FLOATING HEAD

U.S. made, the highest quality floating head running pliers available. Suitable for glass up to 12mm.

| Description | Code |
|---|---------|
| Running Pliers PPG 1936 – Floating Head | 12-1936 |



RUNNING PLIERS RP4 – FLOATING HEAD

Economy version floating head running pliers, similar to PPG1936. Suitable for glass up to 12mm.

| Description | Code |
|------------------------------------|-------------|
| Running Pliers RP4 – Floating Head | 12-1936/RP4 |



RUNNING PLIERS 3610 – FIXED HEAD

Economical running pliers for light weight glass. Thickness adjusting screw for accurate clean cuts.

| Description | Code |
|----------------------------------|---------|
| Running Pliers 3610 – Fixed Head | 12-3610 |



RUNNING PLIERS TB19 – HEAVY DUTY

These three point "Power Breaker" pliers will run up to 19mm glass. Adjustable width jaws allow for better control.

| Description | Code |
|---------------------------------|---------|
| Running Pliers TB19- Heavy Duty | 12-TB19 |



RUNNING PLIERS BR2 – HEAVY DUTY

Heavy duty running pliers, suitable for glass up to 25mm thick.

| Description | Code |
|---------------------------------|--------|
| Running Pliers BR2 – Heavy Duty | 12-BR2 |



GOOSE NECK PLIERS

Designed to reach inside circles or limited access cut outs.

| Description | Code |
|-------------------|--------|
| Goose Neck Pliers | 12-310 |



GROZING PLIERS

Specialised pliers for leadlight and stained glass.

| Description | Code |
|----------------|----------|
| Grozing Pliers | 12-G1605 |



CONVEX MIRRORS

Improve safety and protect your property with industrial quality convex mirrors. Reduce the risk of property damage or personal injury at intersections with poor visibility, sharp bends, obscured locations or where vehicles are operating. A convex mirror will help protect people and property effectively and economically. Convex and dome mirrors and brackets of various designs are available for indoor or outdoor use.

| Description | Code |
|----------------------|----------|
| Convex Mirrors 457mm | 28-6250 |
| Convex Mirrors 300mm | 28-6372N |



SIDE CUTTERS

General purpose side cutters.

| Description | Code |
|-------------|------------|
| Side Cutter | 12-TPA0088 |



MITRE PLIERS

Designed for cutting mitres for picture frames, beading, setting blocks and various rubber and vinyl profiles.

| Description | Code |
|--------------------------------|----------|
| Mitre Pliers – Economy Version | 12-G1637 |



LÖWE MITRE PLIERS

Precision German manufactured. Graduated mitre angles for accurate cutting of mitres.

| Description | Code |
|---------------------|----------|
| Mitre Pliers – LÖWE | 12-G1636 |



ANVIL CUTTERS

This versatile tool is used for numerous tasks where a clean accurate cut is required. Cuts rubber, nylon, vinyl, and plastic.

| Description | Code |
|--------------|------------|
| Anvil Cutter | 15-SSA0030 |



LÖWE ANVIL CUTTERS HEAVY DUTY

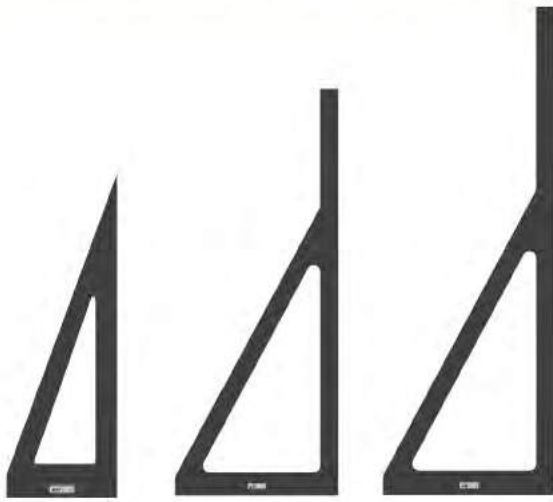
It was the LÖWE 1 which made the Original LÖWE brand and the anvil principle – a drawing cut against a fixed base plate – world famous. Its capabilities, which make it useful in practically any situation and extremely robust, perfect for cutting glazing vinyls & wedge.

- Made In Germany • Designed for Large Hands • Left or Right Hand Use

| Description | Code |
|---------------------|------------|
| Anvil Cutter – LÖWE | 15-SSA1104 |
| Replacement Blade | 15-SSA1106 |



Replacement Blade
15-SSA1106



GLAZIER'S SQUARES

All squares are laser cut from one piece of material for increased strength and accuracy.

| Description | Code |
|----------------------|----------|
| 400mm L Square | 13-LT400 |
| 680mm Braced Square | 13-NT680 |
| 1000mm Braced Square | 13-NT1 |
| 1300mm Braced Square | 13-NT13 |
| 1500mm Braced Square | 13-NT15 |



GLAZIER'S STRAIGHT EDGE

Produced from strong, stable phenolic material 80mm wide x 8mm thick for added strength. Offers a clean straight edge with simple vacuum attachment.

| Description | Code |
|---|----------|
| 1500mm – 2 cups | 14-NFK15 |
| 2500mm – 3 cups | 14-NFK25 |
| 3600mm – 4 cups | 14-NFK36 |
| Replacement Cup & Lever for New NFK models Only | 14-EP04 |
| Replacement Cup & Wing Nut for Older Style Models | 14-EP012 |
| Replacement Pedestal for EP012 | 14-EP03 |



SMALL DOG DOOR, CLEAR PERSPEX FOR GLASS DOORS

The Transcat Dog Door has a 4 way locking system that allows for locking the door in either direction, both directions or not at all. It allows for easy control by the owner from both the inside & outside.


| Description | Code |
|-----------------------------------|---------|
| Dog Door, Clear Perspex for Glass | 26-1091 |



CAT DOOR, CLEAR PERSPEX FOR GLASS DOORS

The Transcat Cat Door – Clear is one of the largest cat doors on the market and it is also suitable (as a standard cat door) for miniature dogs. The Transcat Cat Door – Clear, can be used as a standard cat door or it can be up-graded to become an electronic "Transcat Especial Cat Door". This is a unique feature that allows first time cat door purchasers, who may be unsure whether they need an electronic cat door, to purchase the electronic component later and only if they need to.

| Description | Code |
|-----------------------------------|---------|
| Cat Door, Clear Perspex for Glass | 26-1090 |



CAT DOOR FOR TIMBER DOORS

The Transcat Cat Door – white can be fitted into wooden doors or walls with minimal skill.

| Description | Code |
|------------------------------------|---------|
| Cat Door, Clear Perspex for Timber | 26-1902 |



POINT DRIVER – NFK

Designed to use 9mm points only. No base plate design allows point to fire hard up against the glass.

| Description | Code |
|--------------------|----------|
| Point Driver – NFK | 27-G0082 |



DIAMOND POINTS

No wax points, suitable for most drivers.

+ MOST COMMON POINT SIZE IS 9mm.


| Description | Code |
|-------------------------------------|-----------|
| 9mm Points Per Packet | 27-751 |
| 9mm Points Per Carton – 10 Packets | 27-751/10 |
| 11mm Points Per Packet | 27-753 |
| 11mm Points Per Carton – 10 Packets | 27-753/10 |



PUSH POINTS

Designed to be pushed into timber frames using a screwdriver or similar tool. Packed in retail display box with 12 packets of 50 points per box.

| Description | Code |
|-------------|---------|
| Push Points | 27-N030 |



SASH CLIPS (STEEL FRAME)

Steel frame sash clips are available in boxes of 1000.

| Description | Code |
|-------------|----------|
| Sash Clips | 27-1800S |



DUSTING BRUSH

For applying whitening to fresh putty.

| Description | Code |
|---------------|---------|
| Dusting Brush | 15-D241 |



HACK OUT KNIFE – HYDE

Highest quality hack out knife. Leather handle and a thin steel blade made from hard steel for longer life.

| Description | Code |
|-----------------------|----------|
| Hack Out Knife – HYDE | 15-GT040 |



HACK OUT KNIFE – BOHLE

High quality. Blue plastic handled knife, made in Germany.

| Description | Code |
|------------------------|----------|
| Hack Out Knife – BOHLE | 15-G0110 |



HACK OUT KNIFE

Economically priced. Blue plastic handled knife, made in Australia.

| Description | Code |
|--------------------------|----------|
| Hack Out Knife – Economy | 15-G0109 |



PUTTY KNIFE – BOHLE (STIFF BLADE)

Timber handled knife with high quality 24mm steel blade, made in Germany.

| Description | Code |
|-----------------------------------|------------|
| Putty Knife – BOHLE (Stiff Blade) | 15-5162100 |



PUTTY KNIFE – RED DEVIL (FLEXIBLE BLADE)

Timber or plastic handled knife with flexible blade.

| Description | Code |
|---|---------|
| Putty Knife Flexible Blade – Plastic Handle | 15-4202 |

PUTTY KNIFE – RED DEVIL (STIFF BLADE)

Timber or plastic handled knife with stiff blade.

| Description | Code |
|--|----------|
| Putty Knife Stiff Blade – Plastic Handle | 15-4201P |



PUTTY KNIFE (STIFF BLADE)

Timber or plastic handled knife with stiff blade.

| Description | Code |
|--------------------------|---------|
| Putty Knife – Bent Blade | 15-4203 |



SPLINE ROLLERS

Ergonomic powder-coated aluminium handle & nylon wheel for inserting spline in screens.

| Description | Code |
|-------------------|-------------|
| 3mm Spline Roller | 15-5270-081 |
| 4mm Spline Roller | 15-5270-082 |
| Spare Wheel 3mm | 15-5271-001 |
| Spare Wheel 4mm | 15-5272-001 |



15-VR10/GC

15-VR10

15-VR09

VINYL ROLLERS

Standard Model-

Nylon wheel and bearing (Our biggest seller).

Deluxe Model-

Ergonomic handle with ball bearing nylon wheel.

Metal Handle-

Durable aluminium grip with nylon wheel and bearing.

| Description | Code |
|------------------------------|------------|
| Vinyl Roller- Standard Model | 15-VR10/GC |
| Vinyl Roller- Deluxe Model | 15-VR10 |
| Vinyl Roller- Metal Handle | 15-VR09 |



HACKSAW

Trade quality frame with blade.

| Description | Code |
|-----------------|------------|
| Hacksaw | 15-9000002 |
| Blades 18T x 10 | 15-8800631 |
| Blades 24T x 10 | 15-8800640 |
| Blades 32T x 10 | 15-8800659 |



GLASS RIPPLING / SCALLOPING TOOL

For scalloping the edges of mirrors. Adjustable to suit glass thickness.wheel.

| Description | Code |
|----------------------------------|---------|
| Glass Rippling / Scalloping Tool | 15-GR10 |



THOR HAMMER

Every trademans "must have" non marking hammer, perfect for use on aluminium.

| Description | Code |
|---|----------|
| Thor Hammer 38mm with Nylon Tip | 18-712 |
| Thor Replacement Tip (38mm, White-Hard) | 18-701RN |
| Thor Replacement Tip (38mm, Grey-Soft) | 18-712NF |



RUBBER MALLETS

Ideal for knocking frames together.

| Description | Code |
|---------------------------|----------|
| Mallet 62mm. Black Rubber | 18-BRM62 |
| Mallet 87mm. Black Rubber | 18-BRM87 |
| Mallet 62mm. White Rubber | 18-WRM62 |
| Mallet 87mm. White Rubber | 18-WRM87 |

**616SAE**

A light weight gun for general use.

| Description | Code |
|-----------------------|-----------|
| SVEINIC 215mm Pro Gun | 30-616SAE |

620SAE

SVEINIC HV Frame Gun, designed for high volume sealant application. Suited to gunning heavier sealants.

| Description | Code |
|--|-----------|
| Svenic Frame Gun, Heavy Duty, High Ratio Trigger Action. | 30-620SAE |

RG4

• Wear adjustable screw • Flow-rate adjustable • Reduced hand pressure per stroke

| Description | Code |
|---|-----------|
| Frame Gun. Heavy Duty, High Ratio Trigger Action. | 30-620RG4 |

670SAE

Svenic barrel gun, high ratio trigger, for cartridge or sausage.

| Description | Code |
|--------------------------|-----------|
| Svenic Barrel Gun 670SAE | 30-670SAE |

RG7

Barrel gun, high ratio trigger for cartridge or sausage.

| Description | Code |
|----------------|-----------|
| Barrel Gun RG7 | 30-670RG7 |



With Extension Nose



15-39128 Extension
Nose Piece

RIVET GUNS

Ajax: World renowned, trade quality gun.

| Description | Code |
|--------------------------------------|----------|
| Rivet Gun – Ajax | 15-39122 |
| Replacement Jaws / set | 15-39123 |
| Replacement Jaw Push Spring Assembly | 15-39124 |
| Replacement Pivot Pin & Clip | 15-39126 |
| Replacement Return Spring & Clip | 15-39127 |
| Extension Nose Piece | 15-39128 |



SMALL JOINT SEALANT GUN

High quality gun for application of small joint sealant.

+ SMALL-JOINT SEALANT: CAT 29 ADHESIVE SEALANTS.

| Description | Code |
|-------------------------|----------|
| Small Joint Sealant Gun | 30-195AG |



FLUID SQUIRT BOTTLE

While commonly used to dispense metho, this item does not classify as a safety fluids bottle.

| Description | Code |
|----------------------|-----------|
| Fluids Squirt Bottle | 28-PMB500 |



SCRAPE & PRY BAR

This universal tool has endless uses in all trades. 250mm long, steel with chisel ground ends.

| Description | Code |
|------------------|---------|
| Scrape & Pry Bar | 15-4050 |



BLOCK LEVER

| Description | Code |
|-------------|---------|
| Block Lever | 15-4000 |



SILICONE SPATULA

The unique design and carefully selected density of this simple tool ensures only one grade is required for all applications.

| Description | Code |
|------------------|----------|
| Silicone Spatula | 15-55BSS |



STAINLESS STEEL RULER

• Hardened Stainless Steel • All Markings Etched In For Durability • ISO9001 Certified Manufacturer Assures Accuracy

| Description | Code | Description | Code |
|---|---------|--|----------|
| Stainless Steel Ruler 150mm – Metric / Imperial | 22-15MI | Stainless Steel Ruler 600mm – Metric | 22-60M |
| Stainless Steel Ruler 300mm – Metric / Imperial | 22-30MI | Stainless Steel Ruler 1000mm – Metric / Imperial | 22-100MI |
| Stainless Steel Ruler 300mm – Metric | 22-30M | Stainless Steel Ruler 1500mm – Metric / Imperial | 22-150MI |
| Stainless Steel Ruler 450mm – Metric / Imperial | 22-45MI | Stainless Steel Ruler 2000mm – Metric / Imperial | 22-200MI |
| Stainless Steel Ruler 600mm – Metric / Imperial | 22-60MI | | |



TAPE MEASURE – 5M NFK

| Description | Code |
|---------------------------------------|---------|
| Tape Measure, 5m x 25mm Blade, Metric | 22-Y255 |



TAPE MEASURE – 8M LUFKIN

| Description | Code |
|-------------------------------------|-----------|
| Tape Measure Lufkin 8m x 25mm Blade | 22-Y838SI |



TAPE MEASURE – 5M LUFKIN

| Description | Code |
|-------------------------------------|-----------|
| Tape Measure Lufkin 5m x 19mm Blade | 22-Y835SI |



TAPE MEASURE – 5M HEAVY DUTY

| Description | Code |
|---|-----------------|
| Tape Measure Heavy Duty 5m x 25mm Blade, Metric | 22-Y-SH5-222152 |



TAPE MEASURE – 8M HEAVY DUTY

| Description | Code |
|---|-----------------|
| Tape Measure Heavy Duty 8m x 25mm Blade, Metric | 22-Y-SH8-222146 |



NEDO TELESCOPIC RULES

- Two integral spirit levels placed at eye level. Vertical and horizontal.
- Telescopic sections made of sturdy, rectangular profile aluminium.
- Also available with pins to measure into corners.

| Description | Code |
|-------------------------------------|---------|
| Nedo Telescopic Rule 1m | 22-181T |
| Nedo Telescopic Rule 2m | 22-280T |
| Nedo Telescopic Rule 2.1m with Pins | 22-281T |
| Nedo Telescopic Rule 3m | 22-381T |
| Nedo Telescopic Rule 3m with Pins | 22-382T |
| Nedo Telescopic Rule 4m | 22-481T |
| Nedo Telescopic Rule 4m with Pins | 22-482T |
| Nedo Telescopic Rule 5m | 22-581T |
| Nedo Telescopic Rule 5m with Pins | 22-582T |



NEDO TELESCOPIC LEVELING STAFFS

- High quality white powder coated aluminium.
- Sturdy plastic extension guides and robust locking mechanism for individual sections.
- Available in 3m, 4m, and 5m heights.

| Description | Code |
|---------------------------------|-------------|
| Nedo Telescopic Level Staffs 3m | 343-122-101 |
| Nedo Telescopic Level Staffs 4m | 344-122 |
| Nedo Telescopic Level Staffs 5m | 345-122 |



NEDO ELECTRONIC TELESCOPIC RULES

- Telescopic sections of sturdy, rectangular-profile aluminium.
- Display on upper end of rod for convenient read-off and includes hold function.
- Zero function allows set of reference points. Deviations from reference points are calculated automatically.
- Available in 3m and 5m heights.


| Description | Code |
|------------------------------------|---------|
| Nedo Electronic Telescopic Rule 3m | 22-384T |
| Nedo Electronic Telescopic Rule 5m | 22-583T |



NEDO MEASURING WHEEL SET

- Sturdy, ergonomic design.
- Abrasion proof precision wheel and precision counter for exact measuring.
- Pistol grip with brake button for easy handling.
- Clever hinge mechanism for fold away case.
- Weight approx. 2.3kg.

| Description | Code |
|--------------------------|--------|
| Nedo Measuring Wheel Set | 22-609 |



NEDO Precise Surveying and Measuring

NEDO are a world leader in the manufacture of measuring equipment, and with more than 100 years experience in this business... it is fair to say that they know what they're doing!

Please contact our staff to arrange a demo or place your order, for more product information please visit our website www.nfk.com.au



NEDO LASER MESSFIX

This tool allows for fast and accurate measurements with the press of a button. Accuracy is within 1.5mm over 50 metres. Able to measure from the front or back edge of the laser case or extend the spike to measure inside extrusions or frame corners. Its light weight and compact size allows this tool to fit in your pocket so it is always with you when you need it. Also comes with protective pouch and belt clip. This tool will pay for itself in no time due to the labour it saves.

- Single or continuous measuring with 4 different measuring references
- Area & volume calculation and Pythagoras function
- Bubble for exact alignment and tripod thread • Small and handy with a simple, intuitive operation

| Description | Code |
|-------------------------|-----------|
| Laser Distance Measurer | 22-MG1600 |



NEDO LASER 30M DISTANCE MEASURER

With the help of a hand-held laser meter, width openings can be measured in a jiffy. Laser distance meters help to save time, especially when the application involves a large distance to be measured.

- Single or continuous measuring • Area and volume calculation
- Pythagoras function • Measuring from the back and front edge of the device
- Calculator function (+/-) • Clearly, double spaced display • Small, handy and robust

| Description | Code |
|----------------------------------|-----------|
| Nedo Laser 30m Distance Measurer | 22-MG1700 |



LEICA DISTO™ D2 LASER DISTANCE METER

The Leica DISTO™ D2 features compact dimensions, an accuracy of ± 1.5 mm and a measuring range of 60 m. With many measuring functions, illuminated display and a multi-functional end-piece.

- Measuring range: 0.05 m up to 60 m • Accuracy: ± 1.5 mm • Area, volume measurement
- Minimum/maximum measuring • Continuous measuring • Addition, subtraction
- Staking out function • Pythagoras function for indirect distance measurement
- Time delay release • Illuminated display • Multifunctional end-piece

| Description | Code |
|-------------------------------------|-----------|
| Leica Disto D2 Laser Distance Meter | 22-MG1800 |



SPECTRUM DETECTIVE

- Educate customers with simple demonstrations
- This tool measures UV Transmission, Visible Light, Transmission and Infrared Transmission all at once. Which allows for easy demonstrations of different glass products.
- The most complete sales tool

| Description | Code |
|--------------------|-----------|
| Spectrum Detective | 22-SD2400 |



TIN SIDE DETECTOR

- Totally portable battery-operated design.
- Works on all glass types: clear, low e, tinted, reflective, laminated, tempered & coloured.

| Description | Code |
|-------------------|-----------|
| Tin Side Detector | 22-MG1550 |



LASER THICKNESS GAUGE

The MIG-15 uses laser technology to accurately measure glass thickness in float, laminate and mirror and double glazed panels. In the case of double-glazing the MIG-15 is able to measure the individual thickness of each glass panels as well as the separating air space. The complete measurement can be taken from one side of the glass panel.

| Description | Code |
|----------------------|-----------|
| Laser Thickness Gage | 22-MG1500 |



STRENGTHENED GLASS DETECTOR

- Hand held & battery powered
- Test single or multiple panes from a single side
- Identify thickness of first glass pane

| Description | Code |
|-----------------------------|-----------|
| Strengthened Glass Detector | 22-SG2700 |



GLASS CHECK PRO

- Measure single, double and triple pane windows.
- Ensures proper orientation of Low-E coatings during installation.
- Measures glass deflection in sealed IG window assemblies.
- Measures thickness on many automotive applications.

| Description | Code |
|-----------------|-----------|
| Glass Check Pro | 22-MC3000 |



LOW-E COATING CONTACT METER

- Identify coated side of glass
- Non-Scratch pads prevent damage
- Ideal for manufacturing environment.
- Tests single panes of glass-does not work for assembled IG units

| Description | Code |
|-----------------------------|-----------|
| Low-E Coating Contact Meter | 22-CM1030 |



DIGITAL LIGHT AND POWER METER

- Calculate Visible Light Transmission Or Vlt %
- Display Power Readings In Mw/Cm²
- Measure Temperature In C° Or F°

| Description | Code |
|-------------------------------|-----------|
| Digital Light and Power Meter | 22-VR1165 |



SOLAR INCIDENCE POWER METER

- Displays Solar Power Readings
- Great For Sales Presentations
- Important Element Of Sales Kits

| Description | Code |
|-----------------------------|-----------|
| Solar Incidence Power Meter | 22-SP1050 |



NEDO DIGITAL ANGLE FINDER 400MM

- Precisely measure and transfer angles.
- Includes vertical & horizontal spirit levels, easy read large display and hold function.
- This tool is easy to operate, lightweight, yet rugged.

| Description | Code |
|---------------------------------|-----------|
| Nedo Digital Angle Finder 400mm | 22-GM2041 |



NEDO DIGITAL ANGLE FINDER 600MM

Winkeltronic is ideal for construction site or workshop use: Precisely measure and transfer angles with an accuracy of $\pm 0.1^\circ$.

The handling is very easy thanks to the symmetrical arrangement of shanks and the large, easy-to-read display. Resolution: 0.1 Accuracy: ± 0.1 Hold function to keep a measured value on the display. Zero adjustment at any given shank position, integral horizontal and vertical spirit levels. Supplied with carrying bag.

| Description | Code |
|---------------------------------|-----------|
| Nedo Digital Angle Finder 600mm | 22-GM2043 |



NEDO DIGITAL LASER ANGLE FINDER

Fitted with one or two lasers which allow angles to be transferred over long distances.

- Precisely measure and transfer angles with a range of 0° - 200° .
- Includes vertical & horizontal spirit levels, easy read large display and hold function. Display can be set to zero at any shank position.
- This tool is easy to operate, reliable yet rugged.

| Description | Code |
|---------------------------------------|-----------|
| Nedo Digital Laser Angle Finder 605mm | 22-GM2042 |



NEDO INCLINOMETER LEVEL 800MM

- Easily determine inclines, gradients and angles.
- Measured values displayed in degrees or percent and can be retained on display with hold function.
- Audible signal at 0° and 90° .

| Description | Code |
|-----------------------------|--------|
| Nedo Inclinator Level 800mm | 22-600 |



NEDO ECO 500 ROTATING LASER SET

- Fully automatic rotating laser for horizontal & vertical applications.
- Leveling accuracy of $\pm 0.1\text{mm/m}$.
- Upward & downward plumb beam, scanning function with adjustable angle, manual setting of inclination in 2 axes.
- Includes infrared remote control, laser receiver and transportation case.

| Description | Code |
|----------------------------|--------|
| Rotating Laser ECO 500 Set | 22-606 |



NEDO CROSSLINER 2 LASER SET

- Sets standards in terms of precision, easy handling and visibility of laser line.
- Equipped with a 360° graduation turntable.
- Self-leveling horizontal and vertical laser beams within a range of $\pm 3^\circ$.

| Description | Code |
|---------------------------|--------|
| Nedo Crossliner 2 Pro Set | 22-603 |



NEDO PRIMUS 2H2N SET

- Fully automatic dual slope laser.
- Large, clear display.
- Self-leveling.
- Direct grade entry for the x and y axes.
- Automatic level control.
- Class 3R laser.
- Includes transport case, rechargeable batteries and charger.

| Description | Code |
|------------------|-----------|
| Nedo Primus 2H2N | NEDO 2H2N |



CROSSLINER LASER POCKET SIZE SET

Self-leveling cross line laser with 2 highly visible laser beams which can be used separately. Tilt function, magnetic clamping, multifunctional foot and compensator lock for transport. Compact dimensions and convenient belt pouch.

| Description | Code |
|------------------------------|--------|
| CrossLiner Laser Pocket Size | 22-613 |



THEODOLITE ET5 ELECTRONIC SET

- Digital display, automatic vertical compensator, horizontal circle with hold function, and automatic switch-off.
- Bright optics with 30x magnification.
- Includes rechargeable batteries, charger, plumb bob, weather protection, tools and case.

| Description | Code |
|---------------------------|--------|
| Theodolite ET5 Electronic | 22-611 |



ALUMINIUM TRIPOD

- Robust and solid construction.
- Suitable for use with levels, builders' theodolites and rotating lasers.
- Leg extension uses proven quick clamping system.
- Available in extended heights of 1.65m, 1.72m, 2.0m and 2.76m.

| Description | Code |
|-------------|--------|
| 1.65m | 200621 |
| 1.72m | 200200 |
| 2.0m | 210616 |
| 2.76m | 22-607 |



ALUMINIUM ELEVATING TRIPOD

- Robust and solid construction with integrated indirect gear.
- Suitable for rotating lasers.
- Double telescopic sections and elevating head.
- Nedo slip guard for absolute stability.
- Available in 1.9m and 2.3m.

| Description | Code |
|-------------|--------|
| 1.9m | 210611 |
| 2.3m | 210612 |



HEAVY DUTY TRIPOD

- Solidly built with reinforced telescopes, additional legs struts and indirect gear.
- Suitable for heavy duty rotating lasers.
- Includes Nedo slip guard and can be fitted with combi tripod feet.
- Available in 3.0m and 4.0m.

| Description | Code |
|-------------|--------|
| 3.0m | 210680 |
| 4.0m | 210442 |



NEDO E20 LEVELING SET

- Leveling set includes E20 builders' level, 5m telescopic leveling staff with bag and aluminium tripod.
- E20 level has 20x magnification, 30mm clear objective aperture and setting accuracy of $\pm 0.5^\circ$.
- Standard deviation per km double-run leveling is ± 2.5 mm.

| Description | Code |
|-----------------------|--------|
| Nedo E20 Leveling Set | 22-604 |



NEDO E24 LEVELING SET

- Leveling set includes E24 builders' level, 5m telescopic leveling staff with bag and aluminium tripod.
- E24 level has 24x magnification, 30mm clear objective aperture and setting accuracy of $\pm 0.5^\circ$.
- Standard deviation per km double-run leveling is ± 2.0 mm.

| Description | Code |
|-----------------------|--------|
| Nedo E24 Leveling Set | 22-605 |



VACUUM LIFTER S101

- High performance lifter with long holding power.
- Quality 120mm cups fitted with sturdy lock over levers.
- Strong aluminum handle for durability.

| Description | Code |
|-------------|---------|
| Metal body | 35-S101 |



VACUUM LIFTER (FOR FLAT OR CURVED SURFACES)

Double cup with lever action. The swivel cup system enables application to curved surfaces. Primarily used to install windscreens. 120mm cups, available with metal or plastic body. Servicing and spare parts are available for this lifter.

| Description | Code |
|-------------|-----------|
| Metal body | 35-S102BA |
| ABS body | 35-S102B |



VACUUM LIFTER S102 (FOR FLAT SURFACES)

Double cup with lever action, available in metal or plastic. Our most economically priced lifters. 120mm cups for flat surfaces.

| Description | Code |
|--------------|-----------|
| Metal Handle | 35-S102 |
| ABS Handle | 35-S102-1 |



VACUUM LIFTER (2 CUP ADJUSTABLE)

This sturdy ABS double cup lifter has incremental adjustment from 45° through to 300° and can be applied to the internal or external work face. The locking knob requires just half a turn to secure the chosen angle.

| Description | Code |
|------------------------------------|----------|
| Vacuum Lifter (2 Cup Adjustable) | 35-S102A |



VACUUM LIFTER (2 CUP FLEXIBLE)

Two ABS cups connected by a rubber insulated cable offers many specialised usage options. Also used in the windscreen trade for positioning screens and side windows.

| Description | Code |
|----------------------------------|----------|
| Vacuum Lifter (2 Cup Flexible) | 35-S102C |



VACUUM RATCHET TOOL (SINGLE PAD)

This tool is designed to apply horizontal or vertical pressure to assist the positioning or fixing of objects in various situations. Lever action 117mmø vacuum pad requires a suitable non-porous base.

| Description | Code |
|------------------------------------|------------|
| Vacuum Ratchet Tool (Single Pad) | 35-S9602-A |



VACUUM RATCHET TOOL (DOUBLE PAD)

This tool is designed to apply tensile or compressive loading to assist the positioning or fixing in varied situations. Twin lever action 117mmø vacuum pads require a suitable non-porous base such as glass, plastic, marble etc.

| Description | Code |
|------------------------------------|------------|
| Vacuum Ratchet Tool (Double Pad) | 35-S9602-D |



VACUUM LIFTER – DENT-PULLER

This is another of those universal tools. Used for all manner of applications this simple efficient tool has such a diverse range of uses, from an automotive dent puller to attaching maintenance tenders to the hulls of boats. Simple and efficient to use.

| Description | Code |
|-------------------------------|----------|
| Vacuum Lifter – Dent – Puller | 35-K134A |



VACUUM LIFTER – KNUCKLE SAVER

Rubber knuckle saver with pull knob and 80mm cup. Designed for separating sheets of glass on racks and blocks. Also used in light processing where a quick attach and release function is required.

| Description | Code |
|-------------------------------|--------|
| Vacuum Lifter – Knuckle Saver | 35-609 |



VACUUM LIFTER – KNUCKLE SAVER

Rubber knuckle saver with two finger holes and 80mm cup. Designed for separating sheets of glass on racks and blocks, also used in light processing where a quick attach and release function is required.

| Description | Code |
|-------------------------------|--------|
| Vacuum Lifter – Knuckle Saver | 35-604 |



VACUUM LIFTER L175 (FOR FLAT SURFACES)

Available with ABS or metal handle, this vertical pump action model has a 178mm cup for flat non-porous surfaces. Servicing and spare parts are available for this lifter.

| Description | Code |
|--------------|---------|
| Metal Handle | 35-S106 |
| ABS Handle | 35-S105 |



VACUUM LIFTER S108 (FOR FLAT SURFACES)

ABS handle, pump action model. 200mm cup for flat non-porous surfaces. Servicing and spare parts are available for this lifter.

| Description | Code |
|--|---------|
| Vacuum Lifter S108 (For Flat Surfaces) | 35-S108 |



VACUUM LIFTER L200P (FOR FLAT SURFACES)

ABS handle, pump action model. 200mm genuine rubber cup for flat non-porous surfaces. Servicing and spare parts are available for this lifter.

| Description | Code |
|---|---------|
| Vacuum Lifter L200P (For Flat Surfaces) | 35-S111 |



VACUUM LIFTER L200M (FOR FLAT SURFACES)

Metal handle, pump action model. 200mm cup for flat non-porous surfaces. Servicing and spare parts are available for this lifter.

| Description | Code |
|---|---------|
| Vacuum Lifter L200M (For Flat Surfaces) | 35-S112 |



VACUUM LIFTER L200W (FOR FLAT SURFACES)

Metal handle, screw action model with adjustable handle. 200mm cup, very heavy duty, suitable for non-porous masonry or thick glass.

| Description | Code |
|---|---------|
| Vacuum Lifter L200W (For Flat Surfaces) | 35-S104 |



VACUUM LIFTER (FOR SPECIAL APPLICATIONS)

Plastic handle, single cup offers instant attach and release functions and allows greater dexterity when handling or positioning small items. 75mm cup for flat or curved surfaces function is required.

| Description | Code |
|-------------------------------|----------------|
| Vacuum Lifter – Knuckle Saver | 35-S103P-L2003 |



VACUUM LIFTER (FOR FLAT OR CURVED SURFACES)

Single or Double Cup models, ideal for horizontal lifting of sheet metal, floor access panels, tiles etc. Quick one hand release.

| Description | Code |
|---------------------------|------------|
| Single Cup trigger action | 35-S9601 |
| Double Cup trigger action | 35-S9602CM |



VACUUM LIFTER S100

Vacuum is created when the cup is applied to a flat nonporous surface and the handles are clasped together. Vacuum is similarly released when handles are unclasped. A quick and easy to use tool for light horizontal lifting tasks.

| Description | Code |
|--------------------|---------|
| Vacuum Lifter S100 | 35-S100 |



VACUUM LIFTER S110 (FOR FLAT OR CURVED SURFACES)

ABS handle, pump-action model. 250mm cup for non-porous flat or curved surfaces. Servicing and spare parts are available for this lifter.

| Description | Code |
|--------------------|---------|
| Vacuum Lifter S110 | 35-S110 |



VACUUM LIFTER L250 (FOR FLAT OR CURVED SURFACES)

The option of ABS or metal handle, This highly specified heavy duty, pump action model with 250mm cup offers very substantial lifting power. Suitable for flat or curved non-porous surfaces. Servicing and spare parts are available for this lifter.

| Description | Code |
|--------------|----------|
| Metal handle | 35-S110B |
| ABS handle | 35-S110A |



NFK AUTOGRAB

High Quality Automatic Glass Grab

European Manufactured & Tested In Australia

Manufactured using quality materials and designed with glass lifting in mind.

Unlike many poor quality imports, these grabs are tested & tagged here in Australia as required for all lifting equipment.

| Glass Thickness |
|-----------------------|
| 3mm-20mm |
| Lift Capacity |
| 1000kg |
| Weight |
| 30kg |
| Size |
| 750mm x 250mm x 710mm |



DSKE2-450 (SWL 450KG)


The In-line DSKE2 design weighs only 45kg and is perfectly suited to lifting fins or long narrow glass. Load bearing extensions can be attached to the standard four cup rig, increasing the glass length and carrying capacity. Supplied with a dual loop vacuum system which meets the most stringent international standards.

The dual vacuum gauges display current vacuum pressure for both circuits.

Optical and audible warning signals are standard, as is a clearly visible volt meter.

The 12volt charging system is onboard and operates from any 240volt power source.

| Min Glass Size |
|---|
| 1400mm x 380mm(300kg) 2350mm x 380mm (450kg) |
| Min Glass Width |
| 380mm |
| Max Glass Size |
| 1500mm x 4000mm |
| Lift Capacity |
| 300kg (4 cups) 450kg (6 cups) |
| Total Rig Weight |
| 45kg |
| Rig Size |
| 2310mm (Length) x 330mm (Width) x 190mm (Depth) |
| Tilt |
| Manual – 90 degrees (with hydraulic tilt assist to hold load at any angle) |
| Rotate |
| Manual – 360 degrees unlimited, locks in every 45 degrees |




DSK2-600 (SWL 600KG)

The DSK2 is an extremely versatile rig and represents great value for the 600kg lift capacity. German engineered and built, the build quality cannot be faulted. Slim 200mm body depth enables easy access between scaffold and building while the total weight of 65kg makes this rig highly suitable for site work.

This rig is fitted with Dual Vacuum Circuits and offers the highest safety factor possible. Each circuit is rated to lift the full 600kg SWL, while the second circuit is used as back up only. The rig runs two completely independent vacuum systems, each with its own vacuum gauge, release valve and signal lights.

| Min Glass Size |
|--|
| 1080mm x 800mm (at 200kg capacity) 2150mm x 800mm (at 600kg capacity) |
| Min Glass Width |
| 350mm (for narrow glass, fins etc) |
| Max Glass Size |
| 2000mm x 3000mm (w/ 6 cups on main frame) 2000mm x 4000mm (w/ no extension arms attached) |
| Lift Capacity |
| 600kg |
| Total Rig Weight |
| 65kg |
| Rig Size |
| 1050mm (Length) x 790mm (Width) x 200mm (Depth) |
| Tilt |
| Manual-90 degrees (available with hydraulic tilt assist to hold load at any angle) |
| Rotate |
| Manual – 360 degrees unlimited, locks in every 90 degrees |




DSZ2-750 (SWL 750KG) / DSZ2-900 (SWL 900KG)

A heavy duty commercial rig, designed and engineered to cope with lifting big weights with ease. Typical of all Kappel rigs, the body remains slim-line at only 220mm. All components are protected behind the stainless steel covers, with only the necessary switches and gauges exposed.

Four or six load bearing extension arms can be configured as required to accommodate any glass shape. While the two central cups remain constant, the outer cups can be turned off and on as required. Quick release hose ends and pins allow for fast attachment/removal of extension arms.

| Min Glass Size |
|---|
| 800mm x 1450mm (at 450kg capacity) 2200mm x 1360mm (at 750kg or 900kg capacity) |
| Min Glass Width |
| 350mm (for narrow glass, fins etc) |
| Max Glass Size |
| 2000mm x 3000mm (with 6 cups on main frame) 3210mm x 6000mm (with extension arms) |
| Lift Capacity |
| 750kg / 900kg |
| Total Rig Weight |
| 120kg |
| Rig Size |
| 1300mmL x 780mmW x 220mmD 1300mmL x 780mmW x 220mmD (with extension arms) |
| Tilt |
| Manual – 90 degrees (available with hydraulic tilt assist to hold load at any angle) |
| Rotate |
| Manual – 360 degrees unlimited, locks in every 90 degrees |



DSZ2-1200 (SWL 1200KG)

A longer version of the DSZ2-900, this 1200kg SWL rig is packed with features that ensure it will cope with heavy lifting and high repetition workloads. Designed and tested to lift more than twice its rated capacity on only one of the two independent vacuum circuits, the safety margin is theoretically four times the SWL. Six extension arms can be quickly installed and connected to create numerous lifting configurations.

Some of the unique features of this rig include:

- Dual vacuum pumps per circuit for quick attachment.
- Ability to charge and operate at the same time.
- Dual locking pins for the tilt mechanism.
- Oversized bearing packed slew ring for reduced resistance when rotating heavy glass.
- Cabled remote, allows for easy attachment / release on large sheets.
- Quick change & adjustable angle of the lifting eye.

| Min Glass Size |
|--|
| 900mm x 800mm (at 300kg capacity) 1600mm x 1050mm (at 750kg capacity) 2700mm x 1700mm (at 1200kg capacity) |
| Min Glass Width |
| 800mm |
| Max Glass Size |
| 2000mm x 3000mm (with 6 cups on main frame) 3210mm x 6000mm (with extension arms) |
| Lift Capacity |
| 1200kg |
| Total Rig Weight |
| 180kg |
| Rig Size |
| 1500mmL x 1100mmW x 250mmD 2600mmL x 1580mmW x 250mmD (with extension arms) |
| Tilt |
| Manual – 90 degrees (available with hydraulic tilt assist to hold load at any angle) |
| Rotate |
| Manual – 360 degrees unlimited, locks in every 90 degrees |




DSL MN2-800 (SWL 800KG)

This rig is very robust, packed with features and extremely versatile for its size. Designed as a universal rig, this machine can be operated from on-board controls, via cabled remote pendant or via a full wireless remote control. With the addition of reverse air flow for fast blow off release, Hydraulic Tilt through 90 degrees and gear driven rotation of 360degrees, "hands off" control of the rig is possible.

The H frame allows great versatility in positioning the suction cups which are all on quick connect hoses back to conveniently located vacuum manifolds. This H Frame also allows for fast attachment of sub-frames for special lifting jigs or spreader bars.

A set of extra bars for lifting curved glass is available to suit this H frame. The unique pads allow the machine to work with curved panels with an internal or external radius of 500mm. Lifting capacity is 50kg per cup on a single vacuum circuit or 25kg per cup on a dual vacuum circuit. This rig can be supplied in numerous other configurations to suit individual needs.

| Min Glass Size |
|---|
| 380mm x 1000mm (at 300kg capacity) 1800mm x 1100mm (at 800kg capacity) |
| Min Glass Width |
| 380mm |
| Max Glass Size |
| Subject to rig set up |
| Lift Capacity |
| 800kg |
| Total Rig Weight |
| 200kg |
| Rig Size |
| 1400mmL x 1100mmW x 300mmD |
| Tilt |
| Hydraulic |
| Rotate |
| Electric |




DSNN2-2000 (SWL 200KG)

The Kappel DSHH2 is designed and engineered for extreme glass lifting applications where the operator cannot access the rig during lifting, manoeuvring and detachment. Quick release couplings for vacuum cups and slotted frame design allows for easy configuration of cups, to suit any lifting requirements. In addition, it's possible to attach custom made sub-frames to the main slotted frame in order to lift large sheets, curved glass, odd shaped panels etc.

High quality hydraulic components give precision control of tilt and rotate functions. The rig comes standard with dual vacuum loops and is also available with "blow off" for fast and easy release. Both cabled and wireless remotes are standard features.

| Min Glass Size |
|--|
| Dependent on lifting requirements |
| Min Glass Width |
| Dependent on lifting requirements |
| Max Glass Size |
| Dependent on lifting requirements |
| Lift Capacity |
| 2000kg |
| Total Rig Weight |
| 345kg |
| Rig Size |
| 1750mm (Length) x 1200mm (Width) x 360mm (Depth) |
| Tilt |
| Hydraulic on two rams – 90 degree |
| Rotate |
| Hydraulic – 270 degrees |



DSKZ2-12V (SWL 600KG)

The Kappel DSKZ2-12V is a versatile, quality rig designed and engineered in Germany. It offers Hydraulic tilt assist and includes a combination of two vacuum pumps, each with its own power supply. Quick release pads and vacuum lines allow for easy configuration of cups to suit any lifting requirements.

An adjustable lifting eye directly on the frame assists in lifting under overhangs and allows glass to be hung as vertical as possible. The narrow 190mm deep frame is ideal for working between structure and scaffold and a new compact shape with wrap around handle helps conceal machinery for protection. This flexible design allows for all pads to be removed and reconfigured as required for odd shaped/narrow glass, attaching special lifting frames etc. Supplied on a light weight trolley.

| Min Glass Size |
|--|
| 150kg – 2 cups diagonal on main frame 1000mm x 400mm 300kg – 4 cups on main frame 850mm x 750mm 300kg – 4 cups inline (2 cups on extensions/ 2 on main frame) 2200mm x 500mm 600kg – 8 cups (4 on main frame/4 on extensions) 1900mm x 1400mm |
| Max Glass Size |
| 2000mm x 2200mm (with 4 cups on main frame) 3000mm x 5000mm (with extension arms) |
| Lift Capacity |
| 600kg |
| Total Rig Weight |
| 75kg |
| Rig Size |
| 705mm (Height) x 808mm (Width) x 200mm (Depth) |
| Tilt |
| Manual – 90 degree |
| Rotate |
| Manual – 360 degrees |



U CHANNEL RUBBER

Heavy duty rubber U channel allows isolated fixing to provide support base for glass racks, A frames, storage racks, glass barrows etc.

 **PLEASE CALL NFK FOR A CUSTOM LENGTH QUOTE!**

| Description | Code |
|---------------------|----------------|
| U Channel Rubber 1m | 16-SB10 |
| Custom Length | Please call us |



TOP HAT & RUBBER GROMMETS

Suitable for A-frames on trucks, trolleys etc.
Available in 2400mm lengths.

| Description | Code |
|------------------------------|----------|
| Top Hat with Rubber Grommets | 16-G0679 |
| Top Hat Grommets | 16-G0680 |
| Top Hat Section | 16-G0685 |



RIBBED STRIP RUBBER

Provides protective support for glass to the vertical framework on glass racks, A frames, storage racks, glass barrows etc. 45mm x 4 mm x 10m roll.

| Description | Code |
|---------------------|--------|
| Ribbed Strip Rubber | 16-R45 |



GLASS RESTRAINT STRAPS

Heavy duty Australian manufactured restraint straps 50mm wide webbing, complete with protective sleeves and pads behind the ratchet and hooks to prevent unwanted damage to window frames or glass.

 **WE CAN MAKE CUSTOM LENGTHS AS REQUIRED,
PLEASE CONTACT OUR OFFICE FOR MORE INFORMATION.**

| Description | Code |
|---------------------------|----------------|
| Glass Restraint Straps 2m | 16-RS2 |
| Glass Restraint Straps 3m | 16-RS3 |
| Glass Restraint Straps 4m | 16-RS4 |
| Glass Restraint Straps 5m | 16-RS5 |
| Glass Restraint Straps 8m | 16-RS8 |
| *Custom Lengths | Please call us |



TABLE FELT – 4.5MM PREMIUM

Premium quality 4.5mm thick synthetic flame retardant felt. Suitable for use on manual glass cutting tables, auto cutting lines, lam cutting tables, etc. Can also be used on glass trucks, as the synthetic felt will not rot! Designed for glass applications, the pile is very easy to clean and longer wearing than alternative material. Width: 2 metres. Colour: Black. Order by the metre, or 30m roll.

| Description | Code |
|--------------------------|------------|
| Table Felt 4.5mm Premium | 16-TD.5602 |



TABLE FELT – 3MM STANDARD

Standard quality 3mm thick synthetic felt. Suitable for use on manual glass cutting tables, trucks and A-frames. Can also be used on glass trucks, as the synthetic felt will not rot! Width: 2 metres. Colour: Black. Order by the metre, or 30m roll.

| Description | Code |
|-------------------------|------------|
| Table Felt 3mm Standard | 16-TD.5603 |



CORK SHIPPING PADS

We have a wide range of cork shipping pads suitable for most industrial requirements.

| Description | Code |
|---|----------|
| Shipping pads Cork 2mm – 1000 pcs / roll | 24-CNA2 |
| Shipping pads Cork 2mm – 10000 pcs / roll | 24-CNA2J |
| Shipping pads Cork 3mm – 1000 pcs / roll | 24-CNA3 |
| Shipping pads Cork 3mm – 10000 pcs / roll | 24-CNA3J |
| Shipping pads Cork 4mm – 1000 pcs / roll | 24-CNA4 |
| Shipping pads Cork 4mm – 10000 pcs / roll | 24-CNA4J |



| Description- Rubber | Code |
|---------------------|---------|
| Rubber 35ø Left | 16-U001 |
| Rubber 35ø Right | 16-U002 |
| Rubber 50ø Left | 16-U003 |
| Rubber 50ø Right | 16-U004 |

| Description- Vulkopan | Code |
|-----------------------|---------|
| Vulkopan 35ø Left | 16-U005 |
| Vulkopan 35ø Right | 16-U006 |
| Vulkopan 50ø Left | 16-U007 |
| Vulkopan 50ø Right | 16-U008 |

VULKOPAN BALL CASTORS BY ROMECA

Romeca continues to lead the industry with their VULKOPAN ball castors. Vulkopan is an injection moulded polyurethane with a hardness of 90° Shore A. This new material outperforms the original rubber for glass transportation, due to the increased hardness, reducing rolling friction. Testing has proven that Vulkopan will last twice as long as rubber.

The advantages of Vulkopan are:

- Excellent Tear Resistance • 90° Shore A Hardness • Non Marking • High Wear Resistance • Available In Both 35 & 50mm Diameters
- Left And Right Turning

HOWEVER, if you prefer, the "original" rubber castors are still available, see above.



Clamp Bars

Standard Sizes:
1905mm With 2 Winding Gearboxes
2200mm With 2 Winding Gearboxes
2665mm With 3 Winding Gearboxes

Custom Made Length &
No. Of Gearboxes
Please Contact Our Office



Thrust Arm
16-G4013

Complete Gear Box
16-G4010



Thumb Screw
16-G4012



Tommy Bar
16-G4011



Gear Box
16-G4019



Metal Disc
16-G4014

Rubber Ring
16-G4015

CLAMP BARS

Available in three standard sizes, or custom made.
All bars are plated to prevent rusting.

| Description | Code |
|---------------------------------------|----------------|
| 1905mm with 2 Winding Gearboxes | 16-G4000 |
| 2200mm with 2 Winding Gearboxes | 16-G4002 |
| 2665mm with 3 Winding Gearboxes | 16-G4005 |
| Custom Made Length & no. of Gearboxes | Please call us |
| Complete Gearbox | 16-G4010 |

CLAMP BARS- SPARE PARTS

| Description | Code |
|---------------------------------|----------|
| Tommy Bar | 16-G4011 |
| Thumb Screw | 16-G4012 |
| Thrust Arm Only | 16-G4013 |
| Disc Only for Clamp Bar | 16-G4014 |
| Rubber Ring for Gearbox | 16-G4015 |
| Nyloc Nut & Bolt For Thrust Arm | 16-G4016 |
| Axle for Gearbox | 16-G4018 |
| Gearbox Body Only | 16-G4019 |



ART KNIFE

Lightweight aluminium handle with knurled grip. Ideal for shape cutting adhesive films, sand blast tape etc.

| Description | Code |
|-------------|---------------|
| Art Knife | 33-1101-50002 |



9MM SNAP OFF KNIFE PEN STYLE

Pen style knife, stainless steel, 9mm snap blade.

| Description | Code |
|------------------------|------------|
| Pen Style Knife | 33-128-360 |
| 9mm Replacement Blades | 33-200 |



9MM SNAP OFF KNIFE 128 SERIES

Light weight 9mm knife with positive action thumb lock. With metal insert to prevent blade breakage.

| Description | Code |
|-------------------------------|--------|
| 9mm Snap Off Knife 128 Series | 33-128 |
| 9mm Replacement Blades | 33-200 |



18MM SNAP OFF KNIFE

High quality 18mm knife with positive action thumb lock. Ergonomic soft rubber grip for a comfortable hold, with metal insert to prevent blade breakage.

| Description | Code |
|-------------------------------|-------------|
| 9mm Snap Off Knife 128 Series | 33-132-811P |
| 18mm Replacement Blades | 33-201 |



18MM SNAP OFF KNIFE 68 SERIES

Economical warehouse knife made from durable and strong ABS plastic. With metal insert to prevent blade breakage.

| Description | Code |
|-------------------------------|-----------|
| 18mm Snap Off Knife 68 Series | 33-129-68 |
| 18mm Replacement Blades | 33-201 |



25MM HEAVY DUTY SCREW LOCK SNAP KNIFE

Extra heavy duty rubber grip screw lock 25mm snap-off

| Description | Code |
|-------------------------------|--------|
| 25mm HD Screw Lock Snap Knife | 33-701 |
| 25mm Replacement Blades | 33-207 |



18MM OLFA SNAP KNIFE

The original and the world's most popular multi-purpose heavy-duty cutter L-1 now has added an environment-friendly version. Handle made from recycled ABS without sacrificing its original durability and hand feeling at all.

| Description | Code |
|-------------------------|-----------|
| 18mm OLFA Snap Knife | 33-133-L1 |
| 18mm Replacement Blades | 33-201 |



OLFA P800 LAMINATE CUTTER

Perfect for cutting plastic plates and laminated sheets.

| Description | Code |
|---------------------------|-------------|
| OLFA P800 Laminate Cutter | 33-134-P800 |



OLFA XL2

OLFA extra long knife with 18mm snap-off blade. Commonly used to cut out windscreens from the inside of vehicles. Ideal for hard to reach places.

| Description | Code |
|-------------------------|------------|
| OLFA XL2 | 33-133-XL2 |
| 18mm Replacement Blades | 33-201 |



AUTO RETRACTING UTILITY KNIFE

Auto retracting utility knife with quick change blade system. Has handy eyelet for lanyard attachment.

| Description | Code |
|-----------------------------|--------------|
| Razor Scraper Heavy Duty | 33-116-A416P |
| Replacement Blades (5 Pack) | 33-201-922-3 |



RAZOR SCRAPER HEAVY DUTY

Razor scraper heavy duty with retractable blade.

| Description | Code |
|-------------------------------|-----------|
| Razor Scraper Heavy Duty | 33-80-202 |
| Replacement Blades (100 Pack) | 30-30-112 |



ULTRA-GRIP HEAVY DUTY KNIFE

Ultra-grip Heavy duty metal, hi-vis yellow.


| Description | Code |
|-----------------------------|---------------|
| Ultra-Grip Heavy Duty Knife | 33-115-2Y |
| Replacement Blades | 33-201-921-2D |



SNIPS

High quality snips, comfortable rubber grip handles, precision double ground stainless steel blades with adjustable tension screw. 215mm long.

| Description | Code |
|-------------|------------|
| Snips | 15-SSA0031 |



18MM SNAP OFF BLADES SAFETY DISPENSER

The safe and unique design ensures only one blade is dispensed at a time. With this safety dispenser there is no more messing around with sharp blades and no more loose blades in the bottom of your tool box!

| Description | Code |
|--------------------------------------|----------------|
| Blade Safety Dispenser 10 x 10 Packs | 33-201-44L10PT |



SNAP-OFF BLADES (MADE IN ENGLAND)

| Description | Pack 10 | Pack 50 | Pack 100 |
|------------------------------------|----------------|----------|-----------|
| Blade for Retractable Knives 9mm | 33-200-4 | 33-200-2 | |
| Blades for Retractable Knives 18mm | 33-201-4 | 33-201-2 | 33-201-44 |
| Blades for Retractable Knives 25mm | 33-201-207-1-4 | | |



UTILITY KNIFE BLADES (MADE IN ENGLAND)

| Description | Code |
|---|---------------|
| Blades for 115-2Y & 118-2 Knives (100 Pack) | 33-201-921-2D |



BLADES FOR OLFA P800 (MADE IN ENGLAND)

| Description | Code |
|--------------------------------|--------------|
| Blades for OLFA P800 (36 Pack) | 33-201-PB800 |



SAFETY BACKED RAZOR BLADES

Safety back razor blades have become a universal tool used in an infinite variety of cutting, cleaning or scraping tasks. This multi purpose blade also fits razor scraper # 80-202 or similar.

| Description | Code |
|---------------------------------------|-----------|
| Safety Backed Razor Blades (100 Pack) | 30-30-112 |



MARKING PENS – GENERAL PURPOSE 2.3MM

Permanent indelible markers, fast drying, for all surfaces, indoor or outdoor.
(Xylene & Chloride free)

| Description | Code | | |
|------------------------------------|----------------|-----------------------------------|-----------|
| Medium 2.3mm, Bullet Point, White | 39-101-400XF/W | Medium 2.3mm, Bullet Point, Blue | 39-140003 |
| Medium 2.3mm, Bullet Point, Yellow | 39-101-400XF/Y | Medium 2.3mm, Bullet Point, Green | 39-140004 |
| Medium 2.3mm, Bullet Point, Black | 39-140001 | Medium 2.3mm, Bullet Point, Pink | 39-140009 |
| Medium 2.3mm, Bullet Point, Red | 39-140002 | | |



MARKING PENS – GENERAL PURPOSE 2.5MM

- Fibre Tip
- Permanent Marker
- Xylene Free
- For Paper, Metal, Glass, Plastic etc
- Dry Safe Ink

| Description | Code |
|--|--------|
| Chisel point, 2.5mm "Drysaf" General Purpose Marker, Black | 39-N50 |



MARKING PENS – GENERAL PURPOSE 7.5MM

- Felt Tip
- Permanent Marker
- Waterproof
- Instant Drying
- Extra Large Ink Supply
- Xylene Free

| Description | Code |
|---|--------|
| Chisel point, 7.5mm "Jumbo" General Purpose Marker, Black | 39-N60 |



EDDING FINE TIP PENS

These specialised pen markers are suitable for marking glass with job numbers etc prior to the toughening process. Won't stain or bake on to the glass during toughening, simply wipe off when no longer required.

| Description | Code |
|-----------------------|---------|
| Fine 0.8mm Tip White. | 39-E792 |
| Fine 1.2mm Tip White. | 39-E791 |



CHINAGRAPH PENCILS

These specialised pencils are suitable for marking glass with job numbers etc prior to the toughening process. Won't stain or bake on to the glass during toughening, simply wipe off when no longer required.

| Description | Code |
|--------------------------|------------|
| Chinagraph Pencil Yellow | 39-10820-1 |
| Chinagraph Pencil White | 39-10820-0 |



LEATHER WRIST GUARDS

Leather Wrist Guard with cotton lining, extra leather reinforcing patch and Velcro closure. Available in standard and large size. Cane reinforced wrist guards are the same design as the standard leather wrist guards with cotton lining and Velcro closer. Reinforced with leather pad and cane inserts around the wrist area for additional protection.

| Description | Code |
|--|-----------|
| Standard cane reinforced leather wrist guard | 28-004/1 |
| Standard leather wrist guard | 28-003/1 |
| Large leather wrist guard | 28-0CAG/9 |



KEVLAR WRIST GUARD

Manufactured by NFK in Australia. 100% DuPont Kevlar fabric is proven to offer 8 times the cut resistance of leather, is more durable, non-absorbent and washable. Comfortable and offer a high level of dermal hygiene when worn for extended periods. Additional Kevlar wrist patch for added security, available in two standard sizes.

+ TALK TO US ABOUT CUSTOMIZED KEVLAR APPAREL.

| Description | Code |
|-----------------------------|--------------|
| Kevlar Wrist Guard Standard | 28-0CNFK-KEV |
| Kevlar Wrist Guard Large | 28-0DNFK-KEV |



WAIST APRON

General purpose leather glaziers waist apron, with 25mm webbing strap & quick release adjustable buckle.

| Description | Code |
|-------------------|-------------|
| Waist Apron 60x60 | 28-A630-027 |



PVC APRON

Full length vinyl "wet apron". A must for every glass processing factory.

| Description | Code |
|-------------|-------------|
| PVC Apron | 28-APVC1109 |



PYTHON SAFETY GLASSES

Polycarb lenses and frame, 100% UV 400nm sun protection, medium impact rating. Ideal for general workshop environments.

| Description | Each | Pack of 12 |
|-----------------------------|---------------|------------------|
| Python Safety Glass – Clear | 28-22SUN5001C | 28-22SUN5001C/12 |
| Python Safety Glass – Smoke | 28-22SUN5001S | 28-22SUN5001S/12 |



UVEX SAFETY GLASSES

Anti Fog & UV Resistant lenses, medium impact rating. Ideal for general workshop environments.

+ PLEASE CALL NFK FOR CURRENT AVAILABLE MODELS.

| Description | Each | Pack of 12 |
|--------------------------------------|-------------|----------------|
| UVEX X1 Safety Glass – Clear Antifog | 28-220175BC | 28-220175BC/12 |
| UVEX X1 Safety Glass – Grey | 28-176BC | 28-176BC/12 |



UVEX ULTRAVISION GOGGLES

Clear Acetate anti fog lenses, foam bound for comfort and protection against small particles, medium impact rating.

+ PLEASE CALL NFK FOR CURRENT AVAILABLE MODELS.

| Description | Each | Pack of 12 |
|--------------------------|--------|------------|
| UVEX Ultravision Goggles | 28-195 | 28-195/12 |



HARD HATS

The popular cap style hat incorporates a comfortable fitting suspension, provides comfort as well as protection.

| Description | Code |
|-------------|-----------|
| Hard Hats | 28-226000 |



DISPOSABLE DUST MASK

High quality P2 masks are suitable for powder coaters and metal sanding.

| Description | Code |
|-----------------------------------|---------|
| Disposable Dust Mask (Pack of 20) | 28-8710 |



24DB EARMUFF

Soft and flexible sealing cushions, light weight, rounded low profile design. Noise reduction rating up to 24dB

| Description | Code |
|--------------|---------|
| Earmuff 28dB | 28-3001 |



32DB EARMUFF

- Made in Germany
- Complies with AS/NZS 1270:1999
- Super low constant tension for extended use
- Simple height adjustment
- Weighs 265g

| Description | Code |
|--------------|---------|
| Earmuff 32dB | 28-3004 |



EAR PLUG WITH HEAD BAND 27DB

Contoured for hygiene and replaceable plugs, protection rating of 27dB.

| Description | Code |
|------------------------------|-----------|
| Ear plug with head band 27dB | 28-229893 |
| Replacement Plugs QB1 | 22-229894 |



AIRSOFT EAR PLUG CORDED

Re usable, air cushioned plug for secure fit and maximum comfort.

| Description | Code |
|--|-------------|
| Airsoft Corded Ear Plug (Box 100 pair) | 28-229892/1 |



EAR PLUG

Economy safety ear plugs, suitable for low noise factory work.

| Description | Code |
|--|-----------|
| Safety Ear Plug (Box of 200 Pack) | 28-228645 |
| Safety Ear Plug Corded (Box of 100 Pack) | 28-228644 |



DISPOSABLE GLOVES – NON POWDER

| Description | Box of 100 Gloves | Carton of 1000 Gloves |
|--------------------|-------------------|-----------------------|
| Vinyl Clear Medium | 28-G/CA-GVPFM038 | 28-G/CA-GVPFM038/1000 |
| Vinyl Clear Large | 28-G/CA-GVPFL039 | 28-G/CA-GVPFL039/1000 |
| Latex Small | 28-G/CA-GLS033 | 28-G/CA-GLS033/1000 |
| Latex Medium | 28-G/CA-GLM034 | 28-G/CA-GLM034/1000 |
| Latex Large | 28-G/CA-GLL035 | 28-G/CA-GLL035/1000 |



GLASS HANDLING GLOVES – KEVLAR

Made from 100% Kevlar, with latex rubber coating, knit wrist and sized for individual dexterity and comfort. These gloves offer the greatest safety plus a substantially longer working life. Now the most popular safety glove.

| Description | Code |
|-------------|--------------|
| Size 9 | 28-GBL107-11 |
| Size 10 | 28-GBL107-12 |



GLASS HANDLING GLOVES – FLEX TUFF

Flex tuff glass handling gloves. Rubber coated for superior grip.

| Description | Code |
|------------------------------|---------------|
| Flex Tuff Extra Large Gloves | |
| Size 9 | 28-GBL 107-09 |
| Size 10 | 28-GBL 107-10 |



GLASS HANDLING GLOVES – LATEX

Smooth faced latex rubber coated with knit wrist. This original "glass handling" glove, offers an economical tried and proven performance.

| Description | Code |
|-------------------|---------------|
| 1 Pair | 28-G/YGSI |
| Carton (120 Pair) | 28-G/YGSI/120 |



LEATHER RIGGERS GLOVES

General work gloves, soft split leather allows for good dexterity.

| Description | Code |
|------------------------|------------|
| Leather Riggers Gloves | 28-G/1212L |



MAKITA ELECTRIC BELT SANDER – HAND HELD

If there is an electric "universal tool" this handy machine is it. Our most popular portable electric tool offers variable speed and vacuum extract. Used dry for all manner of applications on glass. Stock removal to polishing, edge work, cut-outs, speak holes etc.

| Description | Code |
|--|---------|
| 9031 Belt Sander (533mm x 30mm Belt) | 17-9031 |



PNEUMATIC BELT SANDER – HAND HELD

These high-speed machines offer the opportunity to step up to the new advanced generation of KGS diamond super abrasives. The technology enables very high performance increases. Suitable for wet or dry use.

+ SEE CAT 20 FOR DIAMOND ABRASIVES, OR CAT 19 FOR SILICONE CARBIDE.

| Description | Code |
|-------------------------------|-----------|
| Shinano, Size 533mm x 30mm | 17-SI2830 |
| Shinano, Size 533mm x 19mm | 17-SI2800 |
| Nitto Koki, Size 533mm x 30mm | 17-SI2828 |



PNEUMATIC DISC SANDER

These variable speed sanders have a water feed through the spindle, direct to the work face. Light weight allows easy single-handed operation. Suitable for both conventional abrasives and the new KGS Diamond super abrasive technology.

+ SEE CAT 20 FOR DIAMOND ABRASIVES.

| Description | Code |
|----------------|--------|
| Shinano 100mmØ | 17-001 |
| NFK 100mmØ | 17-002 |



ELECTRIC DISC SANDER / GRINDER

On site versatility comes with the high quality KGS electric sander. Enables dry operation using the unique KGS range of Swiflex dry grinding flexible diamond discs. This tool has 5 stage variable speed, 2200-6800rpm range. Takes discs up to 150mmØ and at only 1.9kg offers low fatigue with very high production.

+ SEE CAT 20 FOR FULL RANGE OF SWIFLEX FLEXIBLE DIAMOND DISCS.

| Description | Code |
|----------------------|--------|
| Electric Disc Sander | 17-003 |



CORDLESS DIAMOND SAW

Cordless Saw with 80mm continuous rim diamond saw blade. Totally portable, no leads, no water hoses. Ideal for fine cutting of glass, shower hinge & power point cut outs etc. Comes complete with 7.2 volt rechargeable battery and charger, extra thin continuous rim diamond blade and water dispenser attachment.

| Description | Code |
|--|-----------|
| Cordless Saw 80mm | 17-4190DW |
| Replacement 7.2V Battery for 4190 Cordless Saw | 17-7000 |
| Replacement Diamond Blade 85mm for 4190 | 17-A01323 |



PORTABLE DRILL PRESS – ELECTRIC

A totally portable tough little drill press that will handle most glass drilling requirements. Features a two-speed motor and integral water-chuck, which is suitable for either Habit or Belgium shank drills. Rubber base pad holds the machine firmly in place and enables vibration free operation.

- Drilling Depth: 30mm • Drill Length: 75mm • Motor: 1/3rd hp Single Phase
- Weight: 12kg • Speeds: 1400 & 2800rpm • Min. Drill: 4mm. Max. Drill 100mm

+ SUITABLE FOR DRILLING GLASS, TILES, CONCRETE ETC. SEE CAT 23 FOR DIAMOND DRILLS FOR GLASS.

| Description | Code |
|---------------------------------|----------|
| Portable Drill Press – Electric | 17-G0661 |



PORTABLE VACUUM BASED DRILL PRESS

An economical portable drilling option. The drill press is fitted to a 200mm pump action vacuum base to enable secure fastening to glass and other suitable flat surfaces. This unit can be used on vertical and horizontal surfaces. Requires a variable speed power drill.

| Description | Code |
|--|-----------|
| Vacuum based drill press only | 17-G0659 |
| Arbor to fit waterchuck to 3 jaw chuck | 06-HS/ARB |
| Waterchuck for Habit Shank drills | 06-G0633 |
| Arbor to fit waterchuck to Morse taper | 06-MT/ARB |



Waterchuck for Habit Shank Drills
06-G0633



Arbor to Fit Waterchuck to 3 Jaw Chuck
06-HS/ARB



Arbor to Fit Waterchuck to Morse Taper
06-MT/ARB



UPRIGHT BELT SANDER

Our upright belt sander is a sturdy well built machine, designed to provide a long, low maintenance production life, in conjunction with ease of operation. The machine utilizes a 2690mm x 100mm belt, which is easily changed and tensioned.

Other features include:

- 1hp single phase electric motor.
- Emergency stop button.
- Electric limit switch to side door.
- Water flow control spray nozzle.
- Sump drain with threaded female port.
- Mounting bracket for water recirculation pump.
- Steel work blasted, primed and powder-coated.
- Lock to release belt tension. (Allows hands free for belt changes)

+ SPARE PARTS AVAILABLE, PLEASE CONTACT NFK OFFICE.

| Description | Code |
|----------------------------------|-----------|
| Upright Belt Sander | 17-S12831 |
| Re-Rubber of centre pulley wheel | 17-S12832 |



METRIC JOBBER DRILLS

*Common sizes are listed, please enquire for other sizes not shown.

| Size | Pack QTY | Code | Size | Pack QTY | Code | Size | Pack QTY | Code |
|-------|----------|-----------|-------|----------|-----------|--------|----------|------------|
| 2.0mm | 10 | 071-M2.0A | 5.0mm | 10 | 071-M5.0A | 9.0mm | 5 | 071-M9.0A |
| 2.1mm | 10 | 071-M2.1A | 5.5mm | 10 | 071-M5.5A | 9.5mm | 5 | 071-M9.5A |
| 2.5mm | 10 | 071-M2.5A | 6.0mm | 10 | 071-M6.0A | 10.0mm | 1 | 071-M10.0A |
| 3.0mm | 10 | 071-M3.0A | 6.5mm | 10 | 071-M6.5A | 10.5mm | 1 | 071-M10.5A |
| 3.2mm | 10 | 071-M3.2A | 7.0mm | 5 | 071-M7.0A | 11.0mm | 1 | 071-M11.0A |
| 3.5mm | 10 | 071-M3.5A | 7.5mm | 5 | 071-M7.5A | 11.5mm | 1 | 071-M11.5A |
| 4.0mm | 10 | 071-M4.0A | 8.0mm | 5 | 071-M8.0A | 12.0mm | 1 | 071-M12.0A |
| 4.5mm | 10 | 071-M4.5A | 8.5mm | 5 | 071-M8.5A | 12.5mm | 1 | 071-M12.5A |
| | | | | | | 13.0mm | 1 | 071-M13.0A |



IMPERIAL JOBBER DRILLS

*Common sizes are listed, please enquire for other sizes not shown.

| Size | Pack QTY | Code | Size | Pack QTY | Code | Size | Pack QTY | Code |
|------|----------|-----------|-------|----------|------------|------|----------|-----------|
| 1/16 | 10 | 071-I116A | 11/64 | 10 | 071-I1164A | 5/16 | 5 | 071-I516A |
| 5/64 | 10 | 071-I564A | 3/16 | 10 | 071-I316A | 3/8 | 5 | 071-I38A |
| 3/32 | 10 | 071-I332A | 13/64 | 10 | 071-I1364A | 7/16 | 1 | 071-I716A |
| 7/64 | 10 | 071-I764A | 7/32 | 10 | 071-I732A | 1/2 | 1 | 071-I12A |
| 1/8 | 10 | 071-I18A | 1/4 | 10 | 071-I14A | | | |
| 5/32 | 10 | 071-I532A | 9/32 | 10 | 071-I932A | | | |



SINGLE ENDED PANEL DRILLS

*Common sizes are listed,
please enquire for other sizes not shown.

| Size | Pack QTY | Code |
|------|----------|-----------|
| #20 | 10 | 073-WS20A |
| #30 | 10 | 073-WS30A |



DOUBLE ENDED PANEL DRILLS

*Common sizes are listed,
please enquire for other sizes not shown.

| Size | Pack QTY | Code |
|------|----------|-----------|
| 1/8 | 10 | 073-ID18A |
| #11 | 10 | 073-WD11A |
| #20 | 10 | 073-WD20A |
| #30 | 10 | 073-WD30A |



GAUGE JOBBER DRILLS

*Common sizes are listed,
please enquire for other sizes not shown.

| Size | Pack QTY | Code |
|------|----------|----------|
| 11 | 10 | 071-W11S |
| 20 | 10 | 071-W20A |
| 30 | 10 | 071-W30A |



STUB DRILLS

*Common sizes are listed,
please enquire for other sizes not shown.

| Size | Pack QTY | Code |
|-----------|----------|----------|
| 11 (3/16) | 10 | 074-W11A |
| 20 (5/32) | 10 | 074-W20A |
| 30 (1/8) | 10 | 074-W30A |

METRIC LONG SERIES JOBBER DRILLS

*Common sizes are listed, please enquire for other sizes not shown.

| Size | Pack QTY | Code |
|-------|----------|-----------|
| 3mm | 1 | 072-M3.0A |
| 3.5mm | 1 | 072-M3.5A |
| 4mm | 1 | 072-M4.0A |
| 5mm | 1 | 072-M5.0A |

IMPERIAL LONG SERIES JOBBER DRILLS

*Common sizes are listed, please enquire for other sizes not shown.

| Size | Pack QTY | Code |
|-------|----------|------------|
| 5/64 | 1 | 072-I564A |
| 7/64 | 1 | 072-I764A |
| 1/8 | 1 | 072-I18A |
| 9/64 | 1 | 072-I964A |
| 5/32 | 1 | 072-I532A |
| 11/64 | 1 | 072-I1164A |
| 3/16 | 1 | 072-I316A |
| 1/4 | 1 | 072-I14A |
| 7/16 | 1 | 072-I716A |
| 1/2 | 1 | 072-I12A |

MASONRY SDS DRILLS *Common sizes are listed, please enquire for other sizes not shown.

| Size | Pack QTY | Code | Size | Pack QTY | Code |
|-------------|----------|--------------|------------|----------|-------------|
| 5 x 110mm | 1 | 076-M5110A | 10 x 160mm | 1 | 076-M10160A |
| 5 x 160mm | 1 | 076-M5160A | 10 x 210mm | 1 | 076-M10210A |
| 5.5 x 110mm | 1 | 076-M5.5110A | 12 x 160mm | 1 | 076-M12160A |
| 5.5 x 160mm | 1 | 076-M5.5160A | 14 x 210mm | 1 | 076-M14210A |
| 6 x 110mm | 1 | 076-M6110A | 16 x 160mm | 1 | 076-M16160A |
| 6 x 160mm | 1 | 076-M6160A | | | |
| 8 x 160mm | 1 | 076-M8160A | | | |

MASONRY DRILLS *Common sizes are listed, please enquire for other sizes not shown.

| Size | Pack QTY | Code | Size | Pack QTY | Code |
|---------------|----------|--------------|---------------|----------|--------------|
| 3mm x 65mm | 1 | 075-M365A | 6.5mm x 300mm | 1 | 075-M6.5300A |
| 3.5mm x 75mm | 1 | 075-M3.575A | 7mm x 100mm | 1 | 075-M7100A |
| 4mm x 75mm | 1 | 075-M475A | 8mm x 120mm | 1 | 075-M8120A |
| 5mm x 85mm | 1 | 075-M585A | 8mm x 150mm | 1 | 075-M8150A |
| 5mm x 150mm | 1 | 075-M5150A | 8mm x 300mm | 1 | 075-M8300A |
| 5.5mm x 85mm | 1 | 075-M5.585A | 10mm x 120mm | 1 | 075-M10120A |
| 5.5mm x 150mm | 1 | 075-M5.5150A | 10mm x 150mm | 1 | 075-M10150A |
| 6mm x 100mm | 1 | 075-M6100A | 10mm x 400mm | 1 | 075-M10400A |
| 6mm x 150mm | 1 | 075-M6150A | 12mm x 150mm | 1 | 075-M12150A |
| 6.5mm x 100mm | 1 | 075-M6.5100A | 16mm x 150mm | 1 | 075-M16150A |
| 6.5mm x 150mm | 1 | 075-M6.5150A | 16mm x 400mm | 1 | 075-M16400A |

SPEAR POINT DRILLS – TUNGSTEN CARBIDE

*Common sizes are listed, please enquire for other sizes not shown.

| Size | Pack QTY | Code |
|------------------------|----------|---------------|
| 3mm Tungsten Carbide | 1 | 06-7301102S |
| 4mm | 1 | 06-7301120S |
| 5mm Tungsten Carbide | 1 | 06-7301139 |
| 6mm Tungsten Carbide | 1 | 06-7301148S |
| 6.5mm Tungsten Carbide | 1 | 06-7301148S.5 |
| 8mm | 1 | 06-7301149S |
| 10mm Tungsten Carbide | 1 | 06-7301157 |
| 12mm Tungsten Carbide | 1 | 06-7301175 |

COUNTERSINKS FOR ALUMINIUM

*Common sizes are listed, please enquire for other sizes not shown.

High speed steel guarantees long life and engineered precision from these quality US made tools.

| Size | Pack QTY | Code |
|------|----------|---------|
| 8mm | 1 | 08-CS8 |
| 10mm | 1 | 08-CS10 |
| 18mm | 1 | 08-CS18 |



PHILLIPS DRIVER BITS – SINGLE ENDED

*Common sizes are listed, please enquire for other sizes not shown.

| Size | Pack QTY | Code | Premium | Pack QTY | Code |
|--------------|----------|------------|----------------------|----------|------------|
| No.1 x 25mm | 10 | 08-4118SB | No.2 x 50mm Premium | 10 | 08-41240SB |
| No.1 x 50mm | 10 | 08-4119SB | No.2 x 75mm Premium | 10 | 08-41241SB |
| No.2 x 25mm | 10 | 08-4110SB | No.2 x 100mm Premium | 10 | 08-41242SB |
| No.2 x 50mm | 10 | 08-4112SB | No.2 x 150mm Premium | 10 | 08-4125SB |
| No.2 x 75mm | 10 | 08-41214SB | | | |
| No.2 x 100mm | 10 | 08-4122SB | | | |
| No.2 x 150mm | 10 | 08-41234SB | | | |



PHILLIPS DRIVER BITS – DOUBLE ENDED

*Common sizes are listed, please enquire for other sizes not shown.

| Size | Pack QTY | Code | Premium | Pack QTY | Code |
|--------------|----------|------------|---------------------|----------|------------|
| No.2 x 45mm | 10 | 08-41330SB | No.2 x 45mm Premium | 10 | 08-41345SB |
| No.2 x 65mm | 10 | 08-41341SB | No.2 x 75mm Premium | 10 | 08-41346SB |
| No.2 x 75mm | 10 | 08-41324SB | | | |
| No.2 x 100mm | 10 | 08-41334 | | | |
| No.2 x 150mm | 10 | 08-4133SB | | | |

NFK offers all different types of driver bits, include Hex Security, Torx, Torx Security, P1a Driver Bits etc. Please enquire with our office to find out all the available sizes.



TORX SECURITY DRIVER BITS

*Common sizes are listed, please enquire for other sizes not shown.

| Size | Pack QTY | Code |
|------|----------|--------|
| T-25 | 10 | 08-002 |



TORX DRIVER BITS

*Common sizes are listed, please enquire for other sizes not shown.

| Size | Pack QTY | Code |
|------|----------|--------|
| T25 | 10 | 08-001 |



TRI-LOBULAR BITS

*Common sizes are listed, please enquire for other sizes not shown.

| Size | Pack QTY | Code |
|------------|----------|----------|
| 4.0 x 25mm | 1 | 08-41603 |



HEX SECURITY DRIVER BITS

*Common sizes are listed, please enquire for other sizes not shown.

| Size | Pack QTY | Code |
|-----------------|----------|---------|
| 1/4 x 30mm No.4 | 1 | 08-58SB |
| 1/4 x 50mm No.5 | 1 | 08-59SB |



PIN DRIVER BITS

Please contact NFK for available sizes.

SQUARE INSERT BITS

*Common sizes are listed, please enquire for other sizes not shown.



| Size | Pack QTY | Code |
|--------------|----------|---------|
| No.0 x 50mm | 10 | 08-50SB |
| No.1 x 75mm | 10 | 08-51SB |
| No.2 x 75mm | 10 | 08-52SB |
| No.1 x 150mm | 10 | 08-53SB |
| No.2 x 150mm | 10 | 08-54SB |
| No.1 x 100mm | 10 | 08-55SB |
| No.2 x 100mm | 10 | 08-56SB |



HEX NUT SETTERS

*Common sizes are listed, please enquire for other sizes not shown.

| Size | Pack QTY | Code |
|-------------|----------|------------|
| 1/4 x 65mm | 10 | 08-41349SB |
| 5/16 x 65mm | 10 | 08-41369SB |
| 3/8 x 65mm | 10 | 08-41374SB |



GRABIT SCREW REMOVER SET

- Grabit 2pc professional kit (2 & 3).
- Supplied with plastic storage case.

| Description | Code |
|--------------------------|---------|
| Grabit Screw Remover Set | 08-62SB |



SECURITY DRILL SET

Security Drill Set

| Description | Code |
|------------------------|---------|
| Security Set 33 piece | 08-61SB |
| Security Set 100 piece | 08-60SB |



M-TORK LINT FREE PAPER TOWEL

M-Tork Standard is a lint free paper towel which leaves glass dry and streak free. It is many times more cost effective than rags or sponges. The 245mm x 275m rolls can be dispensed from a floor stand or plastic wall mounted dispenser, or more commonly, just sitting in a box where it is simply dispensed from the centre of the roll.

+ NOTE: When used in conjunction with our bulk or aerosol glass cleaner the effectiveness of both products is substantially enhanced.

| Description | Code |
|--------------------------------------|-------------|
| M-Tork Standard (1 Roll) | 05-100134 |
| M-Tork Standard 1 Carton (6 Rolls) | 05-100134-6 |



M-TORK LINT FREE PAPER TOWEL – BASIC

An economic alternative to the standard product M-Tork Basic is manufactured from recycled paper but the 210mm x 300m rolls retain the lint free characteristic and can be dispensed in the same manner as M-Tork Standard.

| Description | Code |
|-----------------------------------|-------------|
| M-Tork Basic (1 Roll) | 05-120155 |
| M-Tork Basic 1 Carton (6 Rolls) | 05-120155-6 |



GLASS CLEANER – CONCENTRATE

1gal (Concentrate) is diluted 10-1 in water, makes 10 gal of high quality glass cleaner.

| Description | Code |
|---|--------------|
| Glass Cleaner Concentrate – 1 Bottle | 05-CRL/CGS |
| Glass Cleaner Concentrate – 1 Carton of 4 Bottles | 05-CRL/CGS-4 |



SPRAY BOTTLES – 500ML

| Description | Code |
|---------------------------|--------------|
| Spray Bottle 500ml Opaque | 05-15K-S3ANS |



GLASS CLEANER – AEROSOL

Renowned as a premium quality glass cleaner, with its unique fast cleaning and sparkling finish. Free of ammonia and foam “fillers”.

| Description | Code |
|--|------------|
| Glass Cleaner Aerosol 1 Carton of 12 Cans | 05-CRL/GS5 |



SPRAY BOTTLES –1000ML

| Description | Code |
|----------------------------|---------|
| Spray Bottle 1000ml Opaque | 05-1LW2 |

**Shower****Glass****Tile****Tub/Sink****Ceramics****Lighting**

GLASS PROTECTANT

The advanced chemistry of NFK's Glass Protectant is formulated to reduce water stains, dirt and chemical build up on glass while also reducing cleaning time and effort when required.

The clear, long life coating is simple to apply and re-apply without leaving any visible film on the glass. Perfectly suited for application to Pool Fencing, Shower Screens, Splashbacks, Windscreens etc. Call us for bulk pricing or technical info.

| Description | Code |
|------------------------|----------|
| Glass Protectant 470ml | 05-GP470 |

Try it yourself and see why so many of our customers continue to use this great product.

**Before****After**

KLEARVU WATER STAIN REMOVER

Do your customers ask for a product to clean glass, that will to remove water stains, soap and calcium build up, rust stains etc? Acting more like a polish than an abrasive cleaner, it will bring most glass back to looking like new with only small amount of effort.

- ✓ Glass Showers
- ✓ Stainless Steel
- ✓ Chrome Tapware
- ✓ Ceramic/ Porcelain
- ✓ Glass Windows & Doors
- ✓ Windows & Mirrors

| Description | Code |
|----------------------------------|-----------|
| KLEARVU Water Stain Remover 500g | 05-WSR500 |



INOX LUBRICANT – US MILITARY SPEC C23411

INOX, is a high performance, food grade, lubricant that is:

non-conductive, non-staining, non-corrosive and non-static. It is harmless to metal points & surfaces, plastics, painted and enamel finishes, formica and neoprene.

INOX is an exceptional lubricant in machine systems for cutting, tapping and milling all metals including aluminium and stainless steel.

INOX can be used as anti-rust protection between fabrication and powder coating. It is easily removed with white spirits or it can be painted over with all mineral based primers.

| Description | Code |
|--|------------|
| INOX Aerosol 300g Can (Order by the can or carton of 12) | 21-INOX |
| INOX 5L Can (Order by the can or carton of 12) | 21-INOX5 |
| INOX 20L Drum | 21-INOX20 |
| INOX 200L Drum | 21-INOX200 |



INOX PLUS MX5 LUBRICANT (FORMULATED WITH PTFE ANTIFRICTION MODIFIER)

Inox MX5 is a modified broad spectrum Inox lubricant, formulated with the high grade anti-friction medium Polytetrafluoroethylene (Tef-lon). Designed for use where a superior anti-moisture, anti-corrosion liquid lubricant, high-grade penetrating lubricant and an industrial quality machine cutting lubricant is required, particularly where heat/ friction generation is problematic. (Safe to use in saw, lathe and milling reservoirs).

| Description | Code |
|--|---------------|
| INOX MX5 Aerosol 300g Can (Order by the can or carton of 12) | 21-INOX-MX300 |
| INOX MX5 5L Can (Order by the can or carton of 12) | 21-INOX-MX5 |
| INOX MX5 20L Drum | 21-INOX-MX20 |
| INOX MX5 200L Drum | 21-INOX-MX200 |



LANOX LUBRICANT – HIGH HUMIDITY & CLIMATE

Lanox, is a high performance, heavy duty, anti-moisture, anti-corrosion lubricating oil with a lanolin base with specialised chemical compounds. Lanox contains no silicone, kerosene, acids or dieselene. It is harmless to metal points & surfaces, plastics, painted and enamels surfaces, fibreglass, formica, neoprene seals & rubber.

| Description | Code |
|---|--------------|
| Lanox Aerosol 300g Can (Order by the can or carton of 12) | 21-LANOX-300 |
| Lanox 5L Can (Order by the can or carton of 12) | 21-LANOX-5 |
| Lanox 20L Drum | 21-LANOX-20 |



SILICONE AEROSOL – PRO2

CRL PRO2 is a high concentrated aerosol silicone lubricant, suitable for applications where higher viscosity is required. Ideal as a water repellent and lubricant in marine and auto electrical systems.

| Description | Code |
|--|---------|
| PRO2 Aerosol 30oz Can (Order by the can or carton of 12) | 21-PRO2 |



H4000 SILICONE SPRAY

- Food grade silicone lubricant, ideal for protecting workshop equipment.
- 101 uses around the office and factory.
- Made in Australia!

| Description | Code |
|----------------------|---------|
| H4000 Silicone Spray | 21-PR04 |



SILICONE AEROSOL – GENSIL 601

Gensil 601 is an economical general purpose aerosol silicone lubricant suitable for the lubrication and protection of nylon & plastic bearings, sliding sleeves and moving parts in windows, computerised equipment and marine and automotive electrical systems.

| Description | Code |
|--|---------|
| Gensil 601 Aerosol 300g Can (Order by the can or carton of 12) | 21-PR03 |



HELMAR SUPER LUBE MACHINE OIL

High quality Pharmaceutical Grade White oil. Ideal for lubricating Sewing & knitting machines, typewriters, clocks, scissors, locks, prams, bicycles, power tools, toys, household appliances, sporting accessories, hinges and many other uses. The perfect choice for Industrial and Household use.

Excess oil can be wiped off with an absorbent cloth. To remove oil stains from fabric use white spirit (dry cleaning fluid) or spot remover.

| Description | Code |
|-------------------------------|---------|
| Helmar Super Lube Machine Oil | 21-S1/2 |



BEEES WAX

- Increases Tool Life
- Reduces Screw Breakage and Speeds the Installation by Lubricating the Threads
- Improves Finish and Performance While Sanding and Grinding

Special formulation of solid waxes that come in a convenient, soft stick. Use it for all sanding, grinding, drilling, tapping, sawing, and fastening operations to increase production quality and improve tool life. Neat and easy to use, it requires no special storage or handling.

| Description | Code |
|-------------------------|-----------|
| Bees Wax | 21-SW1 |
| Bees Wax 1 Carton of 12 | 21-SW1/12 |

ABRASIVE & POLISHING BELTS – SILICONE CARBIDE

- High quality silicone carbide abrasive material
- Ideal for wet and dry use
- Use on handheld machinery
- Use on upright belt sanders

+ BELTS CAN BE CUSTOM MADE TO SIZE IN ANY GRITS.



| Description- 2690 x 100mm | Code |
|--------------------------------|-------------|
| Abrasive Belt- P60 | 01-269060 |
| Abrasive Belt- P80 | 01-269080 |
| Abrasive Belt- P100 | 01-2690100 |
| Abrasive Belt- P120 | 01-2690120 |
| Abrasive Belt- P180 | 01-2690180 |
| Abrasive Belt- P240 | 01-2690240N |
| Abrasive Belt- C320 | 01-2690320 |
| Abrasive & Polishing Belt C600 | 01-2690600 |
| Polishing Belt Yellow Cork | 01-2690 |

| Description- 3350 x 100mm | Code |
|--------------------------------|------------|
| Abrasive Belt- P60 | 01-335060 |
| Abrasive Belt- P80 | 01-335080 |
| Abrasive Belt- P120 | 01-3350120 |
| Abrasive Belt- P180 | 01-3350180 |
| Abrasive Belt- P240 | 01-3350240 |
| Abrasive Belt- C320 | 01-3350320 |
| Abrasive & Polishing Belt C600 | 01-3350600 |
| Polishing Belt Yellow Cork | 01-3350 |

| Description- 533 x 30mm | Code |
|--------------------------------|-------------|
| Abrasive Belt- P60 | 01-5333060 |
| Abrasive Belt- P80 | 01-5333080 |
| Abrasive Belt- P120 | 01-53330120 |
| Abrasive Belt- P240 | 01-53330240 |
| Abrasive Belt- C320 | 01-53330320 |
| Abrasive Belt- C600 | 01-53330600 |
| Abrasive & Polishing Belt C600 | 01-53330 |



DISCS – SILICONE CARBIDE

| Description | Code |
|--------------|------------|
| 178mm x P60 | 01-9460060 |
| 178mm x P80 | 01-9460080 |
| 178mm x P100 | 01-9460100 |
| 178mm x P120 | 01-9460120 |



FINGER SLOT WHEEL

Finger slot wheel 300 x 13 x 31.75mm fits all standard finger slot machines.

+ NOTE: Old wheels can be rejuvenated by dressing, or deglazing the work face with our easy to use Diamond T-Bar dresser (See Cat 19A).

| Description | Code |
|-------------------|------------|
| Finger Slot Wheel | 01-A100MVA |



ABRASIVE HAND FILE – WOODEN HANDLE

This handy Silicone Carbide stone tool is used to smooth rough edges on cut glass.

| Description | Code |
|---------------|----------|
| Wooden Handle | 01-C5880 |



HAND SEAMER – DOUBLE STONE

Used to dress both edges of glass (up to 15mm) in one pass. Replacement stones are quick and simple to install.

| Description | Code |
|--|----------|
| Hand Seamer – Double Stone | 01-G2760 |
| Replacement Stones (Supplied in Pairs) | 01-G2765 |



SANDING SPONGES

Silicone Carbide grit on soft sponge hand pad suitable for glass and metal.

| Description | Code |
|--------------------------------------|------------|
| Sanding Sponges, Fine – Pack of 10 | 02-9150400 |
| Sanding Sponges, Medium – Pack of 10 | 02-9150450 |
| Sanding Sponges, Course – Pack of 10 | 02-9150500 |



ABRASIVE RUBBERS

Soft rubberised blocks impregnated with abrasive. Many uses, from removal of blemishes to surface preparation of metal prior to coating.

| Description | Code |
|----------------------------|-----------|
| Abrasive Rubber – 120 Grit | 02-RSB120 |
| Abrasive Rubber – 240 Grit | 02-RSB240 |
| Abrasive Rubber – 60 Grit | 02-RSB60 |



DRESSING STONES

A special composite stone designed to clean the diamond matrix on various types of diamond tools. It is essential to dress diamond tools such as drills to ensure long life, efficient clean cutting & low stress on the machine and tool.

| Description | Code |
|--------------------------------|--------------|
| 25 x 25 x 150mm dressing stick | 01-A5680 |
| 4 x 50 x 150mm dressing stone | 01-A59-N2930 |
| 6 x 50 x 150mm dressing stone | 01-A58-N2930 |
| 10 x 50 x 150mm dressing stone | 01-A57-N2930 |



DIAMOND T-BAR DRESSER

Diamond coated tool simplifies the accurate recalibrating and dressing of bench grinder and finger slot wheels.

| Description | Code |
|-----------------------|----------|
| Diamond T-Bar Dresser | 06-G0521 |



SWIFLEX DIAMOND QS HAND FILES

These small rigid diamond files are ideal for sharpening carbide tooling.

| Description | Code |
|-----------------------------|-------|
| 38mm x 19mm 120 grit Black | 0-251 |
| 38mm x 19mm 200 grit Red | 0-252 |
| 38mm x 19mm 400 grit Yellow | 0-253 |
| 38mm x 19mm 600 grit White | 0-254 |



TELUM DIAMOND P.E SHARPENING STONES

Perfect tool for sharpening knives & chisels.

| Description | Code |
|------------------------------|-------|
| 100mm x 25mm 200 grit Red | 0-266 |
| 100mm x 25mm 400 grit Yellow | 0-267 |
| 100mm x 25mm 600 grit White | 0-268 |
| 150mm x 50mm 200 grit Red | 0-276 |
| 150mm x 50mm 400 grit Yellow | 0-277 |
| 150mm x 50mm 600 grit White | 0-278 |



SEE PAGE 66 FOR KGS K-LOC DIAMOND DISCS

BACKING PADS FOR K-LOC DIAMOND DISCS

Quick release backing pads, for all KGS K-Loc diamond discs.

| Description | Code |
|------------------------|-------|
| K-Loc 25mm x 6mm Shaft | 0-156 |
| K-Loc 45mm x 6mm Shaft | 0-157 |
| K-Loc 70mm x 6mm Shaft | 0-158 |



BACKING PADS – DRY, WET & FOAM

Velcro attachment, suitable for KGS Telum & Swiflex discs.

| Description | Code |
|----------------------------|-------|
| Swiflex 100mmø QRS M14 | 0-400 |
| 100mmø x 10mm Foam QRS M14 | 0-401 |
| 100mmø Plastic QRS M14 | 0-402 |
| 178mmø Plastic QRS M14 | 0-403 |



MANDRELS

Our expanding rubber mandrels can be attached to power drills, or fitted to pneumatic sanders via an M14 thread adaptor.

Designed for use with KGS Telum spiral bands.

| Description | Code |
|---------------------------|-------|
| 15mmø x 30mm x 6mm Shaft | 0-571 |
| 25mmø x 25mm x 6mm Shaft | 0-572 |
| 50mmø x 42mm x M14 Female | 0-573 |
| 75mmø x 50mm x 25mm Bore | 0-574 |



EXPANDING RUBBER DRUMS

Mounted to stationery machines, suitable for Telum & Swiflex diamond belts.

| Description | Code |
|-------------------------------------|-------|
| Expanding Rubber Drum 150mmø x 38mm | 0-575 |
| Expanding Rubber Drum 200mmø x 65mm | 0-576 |



NFK is the National Distributor for KGS Diamond, recognized as the world leader in flexible diamond abrasives for glass. NFK stock a wide range of KGS Diamond Tools, suitable for many different glass processing applications.

The technology and use of flexible diamond abrasives is well established throughout Europe and the USA, proving that these flexible diamond abrasives are the way of the future.

Swiss manufacturer KGS Diamond is backed by over fifty years of technical development and production. Their products have long been recognized as the best available, and are renowned worldwide for their superior performance.

Products available include:

- **Diamond Hand Pads** – Flexis and Telum material
- **Diamond Belts** – Flexis and Telum material, in any size required
- **Diamond Spiral Bands** – Flexis and Telum material, from 15mm
- **Diamond Discs** – Swiflex, Flexis and Telum material, from 25mm to 1000mm



FLEXIS® RECOMMENDED FOR WET USE

Recognised by its "dot pattern" the Flexis material is extremely flexible, and has a higher temperature resistance than competitive products due to the superior heat dissipation. This product represents excellent value for money without compromising quality.



TELUM® RECOMMENDED FOR WET USE

Recognised by its patented interlocking arrow pattern, Telum is produced via a unique manufacturing process. This product offers very high performance with the added advantage of excellent heat dissipation, again offering greater temperature resistance.

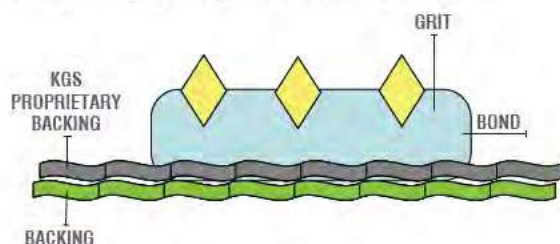


SWIFLEX® RECOMMENDED FOR WET OR DRY USE

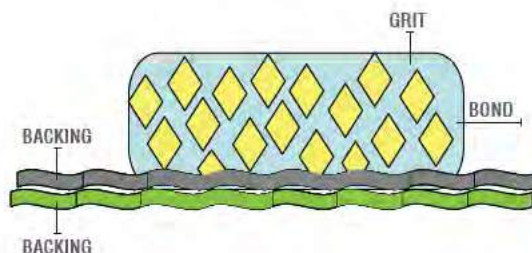
This patented product has been designed to operate without the use of water, whether it be for rough grinding or the final polish. Swiflex can be used as a substitute for silicone carbide abrasives for dry use with the advantage of a much longer life resulting in less down time changing discs.

Bond – There are 2 types of bond:

Metallic bond of nickel deposit by a special electroplating process, mainly used for coarse and medium grits and operations, which require high material removal.




Resin bond mainly used for finer grits and polishing.



Life Performance on Hard and Brittle Materials


Diamond products vs conventional products



Diamond outperforms every time:

- Exceptional longer life
- Consistent finish
- Continuously high grinding rate

➤ For more information on these products or to discuss the suitability of diamond abrasives for your application, please contact our office.



TELUM DIAMOND DISCS – VELCRO

Telum Diamond is an extremely fast cutting product with exceptional life. Unlike conventional abrasives, Telum diamond offers a more consistent finish over the life of the product. Discs can be used on hand held machines to round corners, arris edges, shape art glass and polish to a brilliant finish.

Self adhesive and magnetic discs can be used for flat lapping applications.

The speed at which Telum diamond products work will save time, offering much greater productivity.

Suitable for wet use only.

FOR INFORMATION ON OTHER DISC DIAMETERS OR ATTACHMENT TYPES (MAGNETIC OR SELF ADHESIVE), PLEASE CONTACT OUR OFFICE.

| Description | Code |
|---|-------|
| 100mm x 60 grit metal bond | 0-001 |
| 100mm x 120 grit metal bond | 0-002 |
| 100mm x 200 grit metal bond | 0-003 |
| 100mm x 400 grit metal bond | 0-004 |
| 100mm x 500 grit resin bond | 0-005 |
| 100mm x 1000 grit resin bond | 0-006 |
| 100mm x 3000 grit resin bond | 0-007 |
| Velcro Backing Pad, plastic, M14 x 100 | 0-402 |
| Velcro Backing Pad, plastic with 10mm thick foam, M14 x 100mm | 0-401 |

FLEXIS DIAMOND DISCS – VELCRO

Flexis Diamond is a very flexible material with good life and an economical price.

Unlike conventional abrasives, Flexis diamond offers a more consistent finish over the life of the product. Discs can be used on hand held machines to round corners, arris edges, shape art glass and polish to a brilliant finish.

Self adhesive and magnetic discs can be used for flat lapping applications.

Suitable for wet use only.

FOR INFORMATION ON OTHER DISC DIAMETERS OR ATTACHMENT TYPES (MAGNETIC OR SELF ADHESIVE), PLEASE CONTACT OUR OFFICE.

| Description | Code |
|---|-------|
| 100mm x 60 grit metal bond | 0-641 |
| 100mm x 120 grit metal bond | 0-642 |
| 100mm x 200 grit metal bond | 0-643 |
| 100mm x 400 grit metal bond | 0-644 |
| 100mm x 500 grit resin bond | 0-645 |
| 100mm x 1000 grit resin bond | 0-646 |
| 100mm x 3000 grit resin bond | 0-647 |
| Velcro Backing Pad, plastic, M14 x 100 | 0-402 |
| Velcro Backing Pad, plastic with 10mm thick foam, M14 x 100mm | 0-401 |






0-021

0-022



0-023

0-024



0-027

0-400

0-404



0-025

0-026

SWIFLEX LW DIAMOND DISCS – VELCRO

Swiflex LW is a unique material that has been specifically designed for dry grinding / polishing. Ideal for use on site where it is not possible to use water. Swiflex can be used on electric sanders or polishers with a maximum speed of 10,000rpm.

✚ FOR OTHER DISC DIAMETERS, PLEASE CONTACT OUR OFFICE.


| Description | Code |
|---|-------|
| 100mm x 60 grit metal bond | 0-021 |
| 100mm x 120 grit metal bond | 0-022 |
| 100mm x 200 grit metal bond | 0-023 |
| 100mm x 400 grit metal bond | 0-024 |
| 100mm x 500 grit resin bond | 0-025 |
| 100mm x 1000 grit resin bond | 0-026 |
| 100mm x 3000 grit resin bond | 0-027 |
| LW Backing Pad, M14 x 100mm, Soft Grip Velcro | 0-400 |
| LW Backing Pad, M14 x 100mm, High Grip Velcro | 0-407 |

SWIFLEX QS DIAMOND DISCS – VELCRO


Swiflex QS is a unique material that has been specifically designed for wet or dry grinding / polishing. Ideal for use on site where it is not possible to use water. Swiflex can be used on electric sanders or polishers with a maximum speed of 10,000rpm.

The open diamond pattern results in fast cutting on softer glass types. Ideal for LEAD CRYSTAL cast glass. Also performs very well on fiberglass!

| Description | Code |
|------------------------------|-------|
| 100mm x 60 grit metal bond | 0-042 |
| 100mm x 120 grit metal bond | 0-043 |
| 100mm x 200 grit metal bond | 0-044 |
| 100mm x 320 grit metal bond | 0-045 |
| 100mm x 400 grit metal bond | 0-046 |
| 100mm x 500 grit resin bond | 0-047 |
| 100mm x 600 grit metal bond | 0-048 |
| 100mm x 1000 grit resin bond | 0-049 |
| 100mm x 3000 grit resin bond | 0-050 |



TELUM DIAMOND DISC – K-LOC



0-061

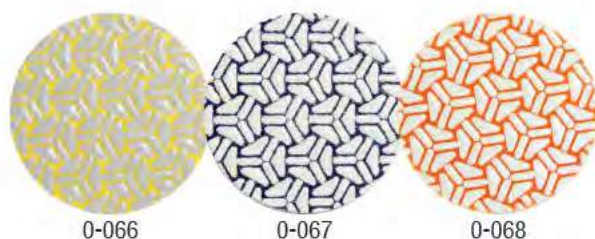
0-062

0-063



0-064

0-065



0-066

0-067

0-068

The K-Loc attachment is ideal for applications where small discs are required, or where discs are changed regularly. Simply turn the disc half a turn to lock onto the backing pad, & reverse turn to remove.

Larger sized discs can be used on smaller backing pads, to gain more disc flexibility. Available in diameters from 25 to 75mm.

Suitable for wet use only.

| Description – 50mm | Code |
|--|-------|
| Telum disc K-LOC 50mm x 60 grit green metal bond | 0-061 |
| Telum disc K-LOC 50mm x 120 grit black metal bond | 0-062 |
| Telum disc K-LOC 50mm x 200 grit red metal bond | 0-063 |
| Telum disc K-LOC 50mm x 400 grit yellow metal bond | 0-064 |
| Telum disc K-LOC 50mm x 600 grit white metal bond | 0-065 |
| Telum disc K-LOC 50mm x 500 grit yellow/white resin bond | 0-066 |
| Telum disc K-LOC 50mm x 1000 grit blue resin bond | 0-067 |
| Telum disc K-LOC 50mm x 3000 grit orange resin bond | 0-068 |
| Description – 75mm | Code |
| Telum disc K-LOC 75mm x 60 grit green metal bond | 0-081 |
| Telum disc K-LOC 75mm x 120 grit black metal bond | 0-082 |
| Telum disc K-LOC 75mm x 200 grit red metal bond | 0-083 |
| Telum disc K-LOC 75mm x 400 grit yellow metal bond | 0-084 |
| Telum disc K-LOC 75mm x 600 grit white metal bond | 0-085 |
| Telum disc K-LOC 75mm x 500 grit yellow/white resin bond | 0-086 |
| Telum disc K-LOC 75mm x 1000 grit blue resin bond | 0-087 |
| Telum disc K-LOC 75mm x 3000 grit orange resin bond | 0-088 |



K-LOC SWIFLEX DISC SET

This set comes complete with a wide range of discs in different diameters, plus backing pads and a pneumatic angle sander. Suitable for processing glass, stone, tiles, fibreglass etc.

| Description | Code |
|------------------------|-------|
| K-Loc Swiflex Disc Set | 0-170 |



SWIFLEX QS DIAMOND DISCS – K-LOC

The K-Loc attachment is ideal for applications where small discs are required or where discs are changed regularly. Simply turn the disc half a turn to lock onto the backing pad, and reverse turn to remove. Larger sized discs can be used on smaller backing pads to gain more disc flexibility.

• Available in diameters from 25 to 75mm. • Suitable for dry or wet use.



SEE PAGE 62 FOR BACKING PADS

| Description- 25mm | Code | Description- 50mm | Code | Description- 75mm | Code |
|-----------------------------|-------|-----------------------------|-------|-----------------------------|-------|
| 25mm x 60 grit metal bond | 0-101 | 50mm x 60 grit metal bond | 0-117 | 75mm x 60 grit metal bond | 0-136 |
| 25mm x 120 grit metal bond | 0-102 | 50mm x 120 grit metal bond | 0-118 | 75mm x 120 grit metal bond | 0-137 |
| 25mm x 200 grit metal bond | 0-103 | 50mm x 200 grit metal bond | 0-119 | 75mm x 200 grit metal bond | 0-138 |
| 25mm x 300 grit metal bond | 0-104 | 50mm x 300 grit metal bond | 0-120 | 75mm x 300 grit metal bond | 0-139 |
| 25mm x 400 grit metal bond | 0-105 | 50mm x 400 grit metal bond | 0-121 | 75mm x 400 grit metal bond | 0-140 |
| 25mm x 500 grit resin bond | 0-106 | 50mm x 500 grit resin bond | 0-122 | 75mm x 500 grit resin bond | 0-141 |
| 25mm x 600 grit resin bond | 0-107 | 50mm x 600 grit resin bond | 0-123 | 75mm x 600 grit resin bond | 0-142 |
| 25mm x 1000 grit resin bond | 0-108 | 50mm x 1000 grit resin bond | 0-124 | 75mm x 1000 grit resin bond | 0-143 |
| 25mm x 3000 grit resin bond | 0-109 | 50mm x 3000 grit resin bond | 0-125 | 75mm x 3000 grit resin bond | 0-144 |

**NOTHING OUTPERFORMS
KGS TELUM DIAMOND BELTS**



TELUM DIAMOND BELTS

Telum diamond belts are the most efficient belts available, they are fast cutting and offer long life performance. Around the world, machinery manufacturers specify Telum Belts as the preferred product for use on their machinery. These belts will outperform any other diamond belt or conventional abrasive when used correctly. Recommended for wet use only. For polishing applications, Flexis resin bond belts are recommended.

+ BELTS CAN BE PRODUCED FOR ANY MACHINE SIZE, WITH NO MINIMUM ORDER QUANTITY. PLEASE ASK FOR A QUOTE.

| Description – 50mm | Code |
|------------------------------------|-------|
| 533 X 19mm X 60 Grit – Metal Bond | 0-460 |
| 533 X 19mm X 120 Grit – Metal Bond | 0-461 |
| 533 X 19mm X 200 Grit – Metal Bond | 0-462 |
| 533 X 19mm X 400 Grit – Metal Bond | 0-463 |
| 533 X 30mm X 60 Grit – Metal Bond | 0-476 |
| 533 X 30mm X 120 Grit – Metal Bond | 0-477 |
| 533 X 30mm X 200 Grit – Metal Bond | 0-478 |
| 533 X 30mm X 400 Grit – Metal Bond | 0-479 |

FLEXIS DIAMOND BELTS

Flexis diamond belts can be used in place of conventional belts. Unlike silicone carbide, diamond will give a consistent finish over its vastly superior life, with much faster cutting speed. Recommended for wet use only.

+ BELTS CAN BE PRODUCED FOR ANY MACHINE SIZE, WITH NO MINIMUM ORDER QUANTITY. PLEASE ASK FOR A QUOTE.

| Description – 19mm | Code | Description – 30mm | Code |
|-------------------------------------|-------|-------------------------------------|-------|
| 533 X 19mm X 60 Grit – Metal Bond | 0-470 | 533 X 30mm X 60 Grit – Metal Bond | 0-486 |
| 533 X 19mm X 120 Grit – Metal Bond | 0-464 | 533 X 30mm X 120 Grit – Metal Bond | 0-487 |
| 533 X 19mm X 200 Grit – Metal Bond | 0-465 | 533 X 30mm X 200 Grit – Metal Bond | 0-488 |
| 533 X 19mm X 400 Grit – Metal Bond | 0-466 | 533 X 30mm X 400 Grit – Metal Bond | 0-489 |
| 533 x 19mm x 500 Grit – Resin Bond | 0-467 | 533 x 30mm x 500 Grit – Resin Bond | 0-490 |
| 533 x 19mm x 1000 Grit – Resin Bond | 0-468 | 533 x 30mm x 1000 Grit – Resin Bond | 0-491 |
| 533 x 19mm x 3000 Grit – Resin Bond | 0-469 | 533 x 30mm x 3000 Grit – Resin Bond | 0-492 |

TELUM EXPANDING RUBBER DRUM BELTS

Expanding Rubber Drums are ideal for mounting on bench grinders. Larger sizes such as the 200 x 60mm can be used as a mini glass arising machine. Don't be mislead by the machine size! These wheels, mounted onto a bench grinder, will remove glass faster than a 2690mm vertical belt sander. Although the belt is only 200mmØ, they will outlast many 2690mm silicone carbide belts while leaving a much cleaner edge on the glass. Other applications include: Leadlight grinding, Gemstone faceting, Tool sharpening (hollow grinding) Recommended for wet use only.

+ SEE PAGE 69 FOR RUBBER DRUMS



| Description- 150mmD | Code |
|---------------------------------------|-------|
| 150mmD x 38mmW x 60 grit metal bond | 0-580 |
| 150mmD x 38mmW x 120 grit metal bond | 0-581 |
| 150mmD x 38mmW x 200 grit metal bond | 0-582 |
| 150mmD x 38mmW x 400 grit metal bond | 0-583 |
| 150mmD x 38mmW x 500 grit resin bond | 0-584 |
| 150mmD x 38mmW x 1000 grit resin bond | 0-585 |
| 150mmD x 38mmW x 3000 grit resin bond | 0-586 |

| Description- 200mmD | Code |
|---------------------------------------|-------|
| 200mmD x 65mmW x 60 grit metal bond | 0-590 |
| 200mmD x 65mmW x 120 grit metal bond | 0-591 |
| 200mmD x 65mmW x 200 grit metal bond | 0-592 |
| 200mmD x 65mmW x 400 grit metal bond | 0-593 |
| 200mmD x 65mmW x 500 grit resin bond | 0-594 |
| 200mmD x 65mmW x 1000grit resin bond | 0-595 |
| 200mmD x 65mmW x 3000 grit resin bond | 0-596 |



TELUM SPIRAL BANDS

Telum spiral bands are ideal for grinding & polishing inside tight radius shapes where discs and belts cannot operate. With the use of our mandrel adapter, 15 and 25mmØ spiral bands can be fitted to our water-fed pneumatic grinder. The 50mm mandrel comes standard with an M14 female thread to fit power tools or the NFK pneumatic wet sander.

| Description- 15mmD x 30mmL | Code |
|--------------------------------------|-------|
| 15mmD x 30mmL x 60 Grit Metal Bond | 0-496 |
| 15mmD x 30mmL x 120 Grit Metal Bond | 0-497 |
| 15mmD x 30mmL x 200 Grit Metal Bond | 0-498 |
| 15mmD x 30mmL x 400 Grit Metal Bond | 0-499 |
| 15mmD x 30mmL x 500 Grit Metal Bond | 0-500 |
| 15mmD x 30mmL x 1000 Grit Metal Bond | 0-501 |
| 15mmD x 30mmL x 3000 Grit Metal Bond | 0-502 |

| Description- 50mm | Code |
|--------------------------------------|-------|
| 50mmD x 42mmL x 60 Grit Metal Bond | 0-526 |
| 50mmD x 42mmL x 120 Grit Metal Bond | 0-527 |
| 50mmD x 42mmL x 200 Grit Metal Bond | 0-528 |
| 50mmD x 42mmL x 400 Grit Metal Bond | 0-529 |
| 50mmD x 42mmL x 500 Grit Metal Bond | 0-530 |
| 50mmD x 42mmL x 1000 Grit Metal Bond | 0-531 |
| 50mmD x 42mmL x 3000 Grit Metal Bond | 0-532 |

| Description- 25mm | Code |
|--------------------------------------|-------|
| 25mmD x 25mmL x 60 Grit Metal Bond | 0-516 |
| 25mmD x 25mmL x 120 Grit Metal Bond | 0-517 |
| 25mmD x 25mmL x 200 Grit Metal Bond | 0-518 |
| 25mmD x 25mmL x 400 Grit Metal Bond | 0-519 |
| 25mmD x 25mmL x 500 Grit Metal Bond | 0-520 |
| 25mmD x 25mmL x 1000 Grit Metal Bond | 0-521 |
| 25mmD x 25mmL x 3000 Grit Metal Bond | 0-522 |

| Description- Mandrel | Code |
|---|-------|
| Mandrel – 15mmD with 6mm Straight Shaft | 0-571 |
| Mandrel – 25mmD with 6mm Straight Shaft | 0-572 |
| Mandrel – 50mmD with M14 Female Thread | 0-573 |



SWIFLEX COBRA WHEEL

A saw blade and grinding disc in one! This unique tool is diamond coated on the edge and face. Ideal for rough grinding applications where high stock removal is required or it can be used as an equally fast cutting blade. The disc is fitted with an M14 attachment, suitable for the KGS Electric Angle Grinder or the NFK Pneumatic Wet Sander. Suitable for dry or wet use.

| Description | Code |
|---------------------|-------|
| 115mm x M14 D40/ 50 | 0-176 |
| 125mm x M14 D40/ 50 | 0-178 |
| 230mm x M14 D40/ 50 | 0-179 |



SWISS DIAMOND TECHNOLOGY



0-220

0-223

0-224

0-225



0-226

0-227


0-228

TELUM HAND PADS

KGS Diamond from Switzerland offer more than one option for hand pads, you can have three to choose from based on your budget/ performance requirements.

Telum – Is a patented world leading flexible abrasive material, offering substantially longer life than most competitors and a fast cutting action. You will struggle to find a more superior product.

| Description | Code |
|-----------------------------------|-------|
| Telum Hand Pad 60 Grit – Green | 0-220 |
| Telum Hand Pad 120 Grit – Black | 0-223 |
| Telum Hand Pad 200 Grit – Red | 0-224 |
| Telum Hand Pad 400 Grit – Yellow | 0-225 |
| Telum Hand Pad 500 Grit – White | 0-226 |
| Telum Hand Pad 1000 Grit – Blue | 0-227 |
| Telum Hand Pad 3000 Grit – Orange | 0-228 |




0-221

0-222

FLEXIS HAND PADS

Flexis – The " dot pattern " diamond abrasive from KGS is produced using high quality virgin diamonds and constructed with a high diamond concentration. Will outperform most similar designed products.

| Description | Code |
|----------------------------------|-------|
| Flexis Hand Pad 60 Grit – Green | 0-221 |
| Flexis Hand Pad 120 Grit – Black | 0-222 |



0-236

0-237

0-238

0-239



0-240

0-241

0-242

0-243

SWIFLEX HAND PADS

Swiflex QS – an economical and aggressive cutting diamond abrasive with exceptional life for the price. The open pattern makes this product suitable for fibreglass and soft materials while also working very well on glass and stone.

| Description | Code |
|---|-------|
| Swiflex Hand Pad 60 Grit – Green | 0-236 |
| Swiflex Hand Pad 120 Grit – Black | 0-237 |
| Swiflex Hand Pad 200 Grit – Red | 0-238 |
| Swiflex Hand Pad 400 Grit – Yellow | 0-239 |
| Swiflex Hand Pad 500 Grit – Yellow/ White | 0-240 |
| Swiflex Hand Pad 600 Grit – White | 0-241 |
| Swiflex Hand Pad 1000 Grit – Blue | 0-242 |
| Swiflex Hand Pad 3000 Grit – Orange | 0-243 |



DIAMOND SAW BLADES

NFK stock a wide range of saw blades suitable for cutting glass, ceramics, tiles, fiberglass, concrete and more. Glass cutting blades can be manufactured to cut any type of glass including hollow tube, float, laminated etc. Blade diameters are unlimited. Please call to discuss your specific requirements.

Blades are available in metal bond or electroplated diamond.

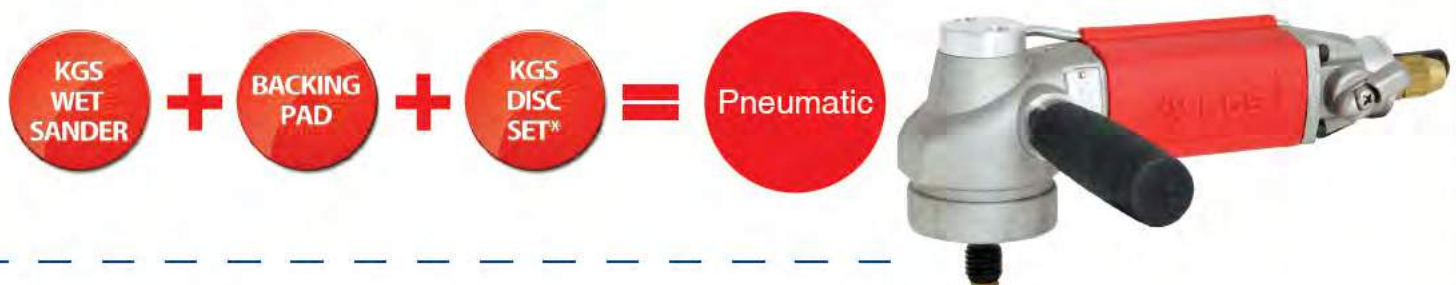
| Description | Code |
|---|-----------|
| SWF STSE Saw Blade, Segmented Turbo 115mm | 0-186 |
| SWF STSE Saw Blade, Segmented Turbo 125mm | 0-187 |
| SWF STSE Saw Blade, Segmented Turbo 230mm | 0-188 |
| SWF SS-G Saw Blade, Segmented Turbo 115mm | 0-189 |
| SWF SS-G Saw Blade, Segmented Turbo 125mm | 0-190 |
| SWF SS-G Saw Blade, Segmented Turbo 230mm | 0-191 |
| SWF STS Saw Blade, Segmented Turbo 125mm | 0-193 |
| SWF STS Saw Blade, Segmented Turbo 230mm | 0-194 |
| SWF STT Saw Blade, Segmented Turbo 115mm | 0-195 |
| SWF STT Saw Blade, Segmented Turbo 125mm | 0-196 |
| Diamond saw blade 100mmOD x 22mm bore | 0-20001 |
| Makita Cordless saw blade 80mm | 17-A01323 |
| Boss Set for 0-20001 22mm/M14 | 0-20001A |



0-20001A
Boss Set for 0-20001 22mm/M14

KGS DRY SANDER KIT

Pneumatic disc sander with backing pad and full range of KGS discs.



KGS TELUM VELCRO DISCS

- Fast cutting and quick to change between grits.
- Most suited for wet grinding in production applications.
- Great for tipping corners, arrissing, cleaning up splayed edges etc.
- Telum discs arris glass at twice the speed of a portable belt sander, and achieve much straighter lines.





DIAMOND DRILL – HABIT SHANK

Superior performance and life due to the high concentration metal bonded diamond. Fits standard habit shank waterchucks. Suitable for drilling glass, ceramic tiles, porcelain. Sizes available from 3 to 100mm (in 1mm increments).

+ NOTE: ADAPTORS AVAILABLE TO CONVERT HABIT SHANK TO BELGIUM SHANK AND HABIT SHANK TO STRAIGHT SHANK.



DIAMOND DRILL – ADJUSTABLE FOR LARGE DIAMETERS

Available in either Habit or Belgium Shank. Individual segments can be replaced when necessary.



DIAMOND DRILL – WITH COUNTERSINK (COMBO DRILL)

A fast and accurate method of drilling and countersinking holes in glass with one operation. Available on order with either Habit or Belgium Shank.

+ SIZE AS SPECIFIED FROM 6mmø.



DIAMOND DRILL – BELGIUM (1/2" GAS) SHANK

Superior performance and life due to the high concentration metal bonded diamond. Drills are manufactured with water pressure release holes and the diamond crown is slotted and tapered to reduce shelling. Sizes: 6mmø – 50mmø x 95mm length. Suitable for semi auto, auto, and CNC drilling machines.

+ NOTE: ADAPTORS AVAILABLE TO CONVERT BELGIUM SHANK TO HABIT SHANK.



DIAMOND COUNTERSINK – HABIT SHANK

Suitable for use in NFK waterchucks. High concentration diamond produces a 45° countersink. Continuous diamond band produces a clean finish without any shelling.

+ AVAILABLE IN METAL BOND OR ELECTROPLATED. OTHER SIZES AVAILABLE ON REQUEST.

| Description | Code | Description | Code |
|-----------------|------------|--------------------|-------------|
| 30mm Metal Bond | 06-DD/CS30 | 40mm Metal Bond | 06-DD/CS40 |
| 50mm Metal Bond | 06-DD/CS50 | 50mm Electroplated | 06-DD/CS50E |



DIAMOND COUNTERSINK – STRAIGHT SHANK

Suitable for use in jawed chucks on air tools, cordless drills or bench drills.

Straight shank countersinks are all premium quality electroplated diamond, which can be re-plated at an economical price.

Special shapes & designs can also be produced for applications such as waste holes in glass vanities. You simply supply a drawing and we'll make the tool!



DIAMOND TILE DRILL – STRAIGHT SHANK

Tough and durable electroplated drills for use in hand held power drills. Ideal for drilling hard vitrified tiles, porcelain, granite, marble, graphite, etc.

ASK FOR OUR HANDY "USER INSTRUCTION SHEET."

| Description | Code | Description | Code |
|-------------|--------|-------------|--------|
| 6mm | 45-051 | 22mm | 45-057 |
| 8mm | 45-052 | 25mm | 45-058 |
| 10mm | 45-053 | 32mm | 45-059 |
| 12mm | 45-054 | 35mm | 45-060 |
| 20mm | 45-056 | 38mm | 45-061 |



P.E. DIAMOND WHEEL 250ø

PE Wheels are available in Pencil Round, Flat/Arris, Solid V or Split V profiles. Diamond concentration can be altered according to your needs.

Please contact us for more info.

| Description | Code |
|--------------------------------|------------|
| PE Wheel 5mm 10" Dia | 60-51050C |
| PE Wheel 6mm 10" Dia | 60-61050C |
| V-Groove Wheel 4mm-6mm 10" Dia | 60-461050C |



P.E. POLISH WHEEL 250ø

Used on common PE machines in conjunction with the above PE Diamond wheels. These wheels leave a fine polished finish, have a long life and are easy to profile to the correct shape.

| Description | Code |
|---------------------------------|-------------|
| 250mmOD x 20 x 203mmID 120 Grit | 01-25020203 |



FELT BUFF

These versatile buffs can be used in power tools with a chuck, via the straight shank or fitted directly to a variable speed grinder/angle drill using the female M14 thread. Designed for glass polishing and removal of light scratches in glass using cerium oxide.

| Description | Code |
|-------------|-------------|
| Felt Buff | 01-990-5703 |



CERIUM OXIDE

Try our quality cerium oxide and see why so many customers love it. High concentration cerium, light pink / white in colour, very well refined and suspension treated. Available in various sizes to meet your needs.

| Description | Code |
|-------------------|-------------|
| Cerium Oxide 500g | 01-R790-005 |
| Cerium Oxide 1kg | 01-R790-01 |
| Cerium Oxide 20kg | 01-RCDS86 |



MILLING TOOL – BELGIUM (1/2" GAS) SHANK

Suitable for all CNC machines. Standard 75mm length. Tools are supplied as a standard mesh / grit, however variations can be supplied to meet customers requirements.

| Description | | Code |
|-------------|---------------------|---------|
| 8mm | 3 x 30mm | 48-008 |
| 10mm | 3 x 30mm | 48-010 |
| 14mm | 4 x 40mm | 48-014 |
| 16mm | 4 x 40mm | 48-016 |
| 20mm | 4 x 40mm | 48-020 |
| 20mm | 4 x 40mm + 2 x 20mm | 48-020D |
| 22mm | 4 x 40mm | 48-021D |
| 22mm | 4 x 40mm + 2 x 20mm | 48-022D |



TRAPEZIODAL TOOL – BELGIUM (1/2" GAS) SHANK

Suitable for all CNC machines. Standard 75mm length x 14mmø.

| Glass Thickness | Code | Glass Thickness | Code |
|-----------------|---------|-----------------|--------|
| 4mm | 47-004 | 10mm | 47-010 |
| 5mm | 47-005T | 12mm | 47-012 |
| 6mm | 47-006 | 15mm | 47-015 |
| 8mm | 47-008 | | |



DOUBLE COUNTERSINK TOOL – BELGIUM (1/2" GAS) SHANK

Suitable for use in all CNC machines.

| Description | Code |
|------------------------------|--------|
| 8mmø for glass up to 12mm | 46-001 |
| 14mmø x for glass up to 19mm | 46-002 |



DIAMOND COUNTERSINK – BELGIUM (1/2" GAS) SHANK

Superior performance and life due to the high concentration metal bonded diamond. Fits standard belgium shank water chucks. Suitable for drilling glass, ceramic tiles, porcelain. Sizes available from 3 to 100mm (in 1mm increments).

NOTE: ADAPTORS AVAILABLE TO CONVERT HABIT SHANK TO BELGIUM SHANK AND HABIT SHANK TO STRAIGHT SHANK.

| Description | Code |
|-------------|-------------|
| 0mm – 30mm | 06-DD/CS30B |
| 0mm – 40mm | 06-DD/CS40B |
| 0mm – 50mm | 06-DD/CS50B |



FORVET MILLING TOOL – BELGIUM (1/2" GAS) SHANK

Tools are supplied as a standard mesh/grit, however variations can be supplied to meet customers requirements.

| Description | Code |
|-------------------|--------|
| 8mm x 3 Segments | 79-008 |
| 10mm x 3 Segments | 79-010 |
| 12mm x 3 Segments | 79-012 |
| 15mm x 4 Segments | 79-015 |
| 20mm x 4 Segments | 79-020 |



FORVET TRAPEZIODAL TOOL – BELGIUM (1/2" GAS) SHANK

Length 105mm x 14mmø.

Tools available for glass thickness 4mm – 19mm

| Glass Thickness | Code | Glass Thickness | Code |
|-----------------|--------|-----------------|--------|
| 4mm | 78-004 | 10mm | 78-010 |
| 5mm | 78-005 | 12mm | 78-012 |
| 6mm | 78-006 | 15mm | 78-015 |
| 8mm | 78-008 | 19mm | 78-019 |



FORVET DRILLS

High quality Italian manufactured drills available with water pressure release holes, mitred & cut crown.

A complete range of drills are stocked from 3 to 100mm.

Please request a copy of our Diamond Tools stock list for all specific codes.



CNC SEGMENTED FLAT EDGE WHEELS

NFK stock an extensive range of Flat Segmented wheels in 100mm Dia x 22mm Bore and 120mmDia x 22mm Bore, for glass thicknesses 3 to 25mm.

While we stock all wheels in standard grits, we are happy to order one off wheels in modified grits to suit your specific needs.

Please request a copy of our Diamond Tools stock list for all specific codes.



CNC TRAP WHEELS

NFK stock an extensive range of Trap or Flat/Arris wheels in 100mm Dia x 22mm Bore and 120mmDia x 22mm Bore, for glass thicknesses 3mm to 25mm.

While we stock all wheels in medium and fine standard grits, we are happy to order one off wheels in modified grits to suit your specific needs.

Wheels are available with or without water holes.

Please request a copy of our Diamond Tools stock list for all specific codes.



CNC SEGMENTED MITRE WHEELS

Available in 100mm Dia x 22mm Bore and 120mmDia x 22mm Bore, for glass thicknesses 6mm to 25mm.

Typical angles are held in stock. Special one off wheels with specific angles are no problem, please just ask.

Please request a copy of our Diamond Tools stock list for all specific codes.



CNC CONTINUOUS MITRE WHEELS

Available in 100mm Dia x 22mm Bore and 120mmDia x 22mm Bore, for glass thicknesses 6mm to 25mm.

Typical angles are held in stock, special one off wheels with specific angles are no problem, please just ask.

Available in medium and fine grits.

Please request a copy of our Diamond Tools stock list for all specific codes.

NFK HIGH QUALITY ITALIAN MANUFACTURED DIAMOND TOOLS

Compare the processing performance and wheel life, then you will realise the economy in quality !

Do you want to compare your options, and understand what wheels can be used on your machine, to improve the processing speed, edge quality and wheel life? Call, Fax or email NFK and let us give you some alternatives to consider.

All it requires is 15 minutes of your time to complete a simple chart that will enable us to make the most suitable recommendations and offer relevant pricing. Potentially saving you thousands of dollars in improved productivity and wheel life.



METAL BOND CONTINUOUS, DIAMOND CUP WHEEL

Wheels are available for Flat polishers, Bevellers & Mitre machines in grits from 80 through to 800. All wheels are available in standard or high concentration diamond, thereby giving you options for improved cutting speed and longer life.



METAL BOND SEGMENTED AND HALF SEGMENTED, DIAMOND CUP WHEEL

Segmented wheels are available for Flat polishers, Bevellers & Mitre machines in grits from 80 through to 270. Options for 24, 32 or 36 segments in flat, 15, 30 or 45° inclination. Straight or Turbo configuration of segments available, as required to suit your machine.



RESIN BOND CONTINUOUS, DIAMOND CUP WHEEL

Wheels are available for Flat polishers, Bevellers & Mitre machines in grits from 170 through to 1200.



RESIN BOND TURBO SEGMENTED AND HALF SEGMENTED, DIAMOND CUP WHEEL

Wheels are available for Flat polishers, Bevellers & Mitre machines in grits from 80 through to 800. All wheels are available in standard or high concentration diamond, thereby giving you options for improved cutting speed and longer life.



PERIPHERAL DIAMOND WHEELS – SEGMENTED AND CONTINUOUS RIM

Available in profiles including Flat, PE, Flat /Arris to suit in-line polishers and Double Edgers.



CUP POLISHING WHEEL – RUBBER BOND

A large range of wheel sizes, grits and compositions are available ex-stock to suit all types of machines i.e. flat polishers, bevellers, double edgers, CNC machines and manual shape bevellers.

+ PLEASE CONTACT OUR OFFICE FOR MORE INFORMATION.



CUP POLISHING WHEEL – STONE

NFK supplies a range of high quality, Italian made stone polish cup wheels to suit a variety of straight line edgers, bevellers and mitre machines. Various diameters, grits and bore sizes are available.

+ PLEASE CALL US FOR MORE INFORMATION.



PERIPHERAL POLISHING WHEEL – RUBBER BOND

A large range of wheel sizes, grits and compositions are available ex-stock, to suit all types of machines i.e. PE machines, radius corner machines, circle/shape polishers, CNC machines and some straight line edgers.

+ PLEASE CALL US FOR MORE INFORMATION.



PERIPHERAL POLISHING WHEEL – CLAY

Italian manufactured Clay Polishing Wheels are stocked from 25mmDia to 150mm Dia x 10mm to 30mm thick.



CUP POLISHING WHEEL – CERIUM OXIDE

NFK stock all common sizes of polishing wheels in X3000, X5000, X7000 and others on request.

Various backing plate material are available in certain wheel types.

All Italian manufactured .



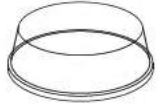
FELT WHEELS

Felt Wheels are available in Synthetic Spiral or Natural felt make up.

Please advise specific sizes required or request a full stock list of our wheels.



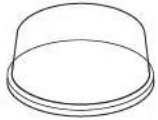
3M SJ5302
Ø=7.9mm
H=2.2mm



BS-1
Ø=12.7mm
H=3.5mm



3M SJ5303
Ø=11.1mm
H=5.0mm



BS-2
Ø=11.7mm
H=5.1mm



3M SJ5312
Ø=12.7mm
H=3.60mm



BS-27
Ø=8.5mm
H=2.2mm

ADHESIVE BUMP-ON

Bump-ons are handy polyurethane, peel-off, adhesive backed shock absorbers used in numerous applications such as bumpers for sliding or hung doors in showers, cabinets, wardrobes, etc or as slide resistant spacers under glass table tops.

| Description | Code |
|---------------------------------|--------------|
| Bumpon 3M 5302 Clear (408 Card) | 24-SJ5302 |
| Bumpon 3M 5303 Clear (56 Card) | 24-SJ5303 |
| Bumpon 3M 5312 Clear (56 Card) | 24-SJ5312 |
| Bumpon BS-1 Clear (200 Card) | 24-SJ5312/BS |
| Bumpon BS-2 Clear (242 Card) | 24-SJ5303/BS |
| Bumpon BS-27 Clear (450 Card) | 24-T/BS27 |

SAFETY MOTIFS

NFK produce a wide range of adhesive door motifs that comply with AS1288 standards. High quality material and correct adhesive selection guarantees that our motifs will not yellow or fall off the glass. We can also design your own motif in-house, give us a call to get a quote.

 SEE PAGE 86 FOR NFK MOTIFS STANDARD RANGE.





28-MOT001
Trend Bars



28-MOT011
Dowell



28-MOT012
Bradnam's



28-MOT003
Comalco #2



28-MOT000
Comalco #1



28-MOT018
Stegbar



28-MOT024
Pilkington / Viridian



28-MOT013
Triangle



28-MOT026
G. James Brackets



28-MOT019
Trend T



Custom Motifs



28-MOT020
Trend T Shadow



28-MOT222
O'Briens



28-MOT002
Boral



28-MOT025
G. James



28-MOT224
Breezeview



28-MOT223
Diamonds



28-MOT004
Versalite



28-MOT225
TFD



28-MOT226
Curtains



Z BOND 6S SANITARY & TILE SILICONE

A one component, non-flowing, NEUTRAL cure, MID modulus silicone sealant. It cures by absorption of atmospheric moisture to form a flexible and durable elastomeric sealant. Contains an effective fungicide, to reduce the growth of mould and mildew. Because it is a neutral curing system, it is more pleasant to work with particularly in a confined space. It also offers excellent adhesion to powder coated metal.

The thixotropic nature of this product ensures that it will not slump in typical construction joints.

Recommended Uses

• Bathrooms • Fibreglass Spa Units • Shower screens • Ceramic tiles • Cool Rooms • Tiles and grout areas (for Granite, Marble and some porous stones, use / refer to Bostik 5CLM data sheet) • Around edges of kitchen bench tops • Edges of splash backs (*Not to be used on the back of splash backs, refer to Bostik V:60)

| Description | Code |
|--|-----------|
| Z Bond 6S Sanitary & Tile Silicone White | 29-110409 |
| Z Bond 6S Sanitary & Tile Silicone Clear | 29-110392 |



BOSTIK V60

Bostik V60 is a premium grade neutral cure glazing weatherproofing silicone sealant.

Its superior adhesion to painted and anodised aluminium & glass has made this silicone the market leader in the glass market for the last 15 years. The thixotropic nature of this product ensures that it will not slump in typical construction joints. Meets the requirements of Australian Standard AS 4020-1994. Excellent UV Stability.

Ideal for use in structural glazing and weatherproofing.

| Description | Code |
|----------------------------------|-----------|
| Bostik V60 General Purpose Clear | 29-104596 |
| Bostik V60 General Purpose Black | 29-104578 |
| Bostik V60 General Purpose White | 29-104603 |



Z BOND GAP FILLER

A one part, acrylic, painters and decorators caulk. Formulated as a durable, paintable sealant for use in filling gaps and joints where conventional putties and fillers crack and fall out due to vibration or excessive movement.

| Description | Code |
|----------------------------------|--------|
| Z Bond Gap Filler, White Acrylic | 29-91A |



BOSTIK V2 HIGH PERFORMANCE GLAZING SILICONE

A one part, acetic, rapid curing, RTV silicone. Bostik V2 is designed for use in the following areas:

- All types of glazing applications
- Meets the current & accepted engineering standards, for structural glazing silicone
- Structural fin & butt glazing
- Where high adhesive strength is required
- Glass to glass applications
- Glass shower frames
- Glass fish tanks, terrariums
- Ceramics, aluminium, painted surfaces
- Most plastics

| Description | Code |
|--|-----------|
| Bostik V2 High Performance Glazing Silicone, Clear | 29-104452 |
| Bostik V2 High Performance Glazing Silicone, Black | 29-104434 |
| Bostik V2 High Performance Glazing Silicone, White | 29-104470 |



BONDFAST – CONSTRUCTION ADHESIVE

- High strength • Fast adhesion • Bonds most building materials • Easy to gun, easy to apply
- Excellent slump resistance • Interior & Exterior applications • Polystyrene Safe

Recommended Uses

- General purpose construction adhesive • As a contact adhesive for the installation of wall and floor panels
- Metal, timber & other sheets of plan materials to concrete, plaster or other rigid surfaces.
- Wood, plasterboard, particle board, plywood • Steel, sheet metal, zincalume®, aluminium
- Ceramics, painted surfaces, polystyrene & urethane foam
- Installation of battens or other fixings to brick, masonry or concrete walls.

| Description | Code |
|-------------|---------|
| Bondfast | 29-4018 |



DOW CORNING 688

- Adheres to a wide range of building materials and finishes
- Neutral cure; will not corrode galvanized / zinc-coated steel or attack concrete
- Excellent resistance to weathering, ultra-violet radiation, vibration, moisture, ozone, temperature extremes, airborne pollutants, cleaning detergents and many solvents
- Long life reliability
- Meets International Standard such as CNS 8903, BS 5889, BS EN ISO11600 20LM
- Strong elastic seal capable of withstanding movements up to $\pm 25\%$ of original joint width
- Non-slumping; can be used in vertical and overhead joints
- Easy to use – one part, no mixing required
- Can be applied in any season

| Description | Code |
|------------------------|--------------|
| Dow Corning 688, Black | 29-016.300.1 |



GENEX

A one part, acrylic, painters and decorators caulk. Formulated as a durable, paintable sealant for use in filling gaps and joints where conventional putties and fillers crack and fall out due to vibration or excessive movement.

| Description | Code |
|-------------|---------|
| Clear | 29-2100 |
| Black | 29-2101 |
| Grey | 29-2102 |



GE SCS2600 SANITARY

Sanitary is a one part, high modulus, fast cure, long skin time neutral cure sanitary silicone sealant. It resists mildew even when exposed to prolonged hot and humid environments.

Applications: Sanitary has excellent adhesion to glass, ceramics, aluminum, masonry, stone, concrete, most metals and many plastics.

| Description | Code |
|-------------|---------|
| Clear | 29-2600 |
| White | 29-2601 |



SILICONE N-10

Silglaze N-10 neutral silicone sealant is a one-part moisture curing silicone. It is an easy to use general-purpose silicone designed for general purpose glazing and sealing applications where longterm reliability is required. Weathering and UV resistance of Silglaze N-10 is excellent and very important in glazing for example where most organic sealants fail. It is unaffected by high and low temperature and its superior physical properties are retained after many years exposure.

| Description | Code |
|----------------|---------|
| Clear | 29-2700 |
| Black | 29-2701 |
| Aluminium Grey | 29-2702 |
| White | 29-2703 |
| Matt Black | 29-2704 |



SILICONE-N

Silicone-N is a premium architectural grade, neutral fast cure, low modulus silicone sealant which cures with atmospheric moisture to form a highly elastic rubber seal providing excellent performance in glazing and construction applications. Silicone-N is unaffected by high or low temperatures and has outstanding weathering and UV resistance.

| Description | Code |
|-------------|---------|
| Clear | 29-2500 |
| Black | 29-2501 |



SEALPROOF

SA Sealproof Silicone Sealant is a one-part, low modulus alkoxy silicone sealant for use in most common weatherproofing applications. SA Sealproof is unaffected by normal weathering conditions such as sunlight, ultraviolet radiation, rain, snow and temperature extremes. Its weather-ability enables it to retain its properties after years of exposure. SA Sealproof is compatible with laminated glass, insulating glass units and enables primer-less adhesion to acrylic, polycarbonate and many other plastic substrates.

| Description | Code |
|-------------|---------|
| Black | 29-2001 |
| Grey | 29-2002 |
| White | 29-2003 |



DOW CORNING 795

- Meets ASTM C1184 for Structural Silicone Sealant
- Meets ASTM C719 Class 50 High movement capability +/-50% in well designed weatherseal joint
- Excellent adhesion to a wide range of substrates including glass, anodized and coated aluminum profiles
- Non corrosive cure system

| Description | Code |
|------------------------|--------------|
| Dow Corning 795, Black | 29-015.600.1 |



GE ULTRAPRUF II

UltraPruf® II weatherproofing sealant is a one-component, medium modulus, neutral cure silicone for use on a wide variety of materials in new or remedial weatherproofing applications. UltraPruf II* SCS2900 weatherproofing sealant is supplied as a paste and upon cure produces a durable, formed-in-place silicone rubber joint sealant.

| Description | Code |
|------------------------|---------|
| GE UltraPruf II, Black | 29-2903 |



GE ULTRAGLAZE

UltraGlaze structural glazing adhesive is a one-component, high-strength neutral cure silicone elastomeric adhesive designed and tested for structurally glazed curtain wall applications. The material is supplied as a paste, which cures into a durable flexible silicone rubber upon exposure to atmospheric moisture.

| Description | Code |
|----------------------|---------|
| GE UltraGlaze, Black | 29-4000 |



INFINITY LM MS

Infinity LM MS is a one component, high performance sealant based on advance MS Polymer Technology. It is Solvent, Silicone and Isocyanates free and it is Non-staining for natural stones applications. It has an excellent UV, weather and temperature resistance. It has excellent adhesion over a wide variety of substrates and is paintable with most common industrial paints. It is tested to comply with ASTM C920 and South Coast Air Quality Management District (SCAQMD).

| Description | Code |
|----------------|-------------------------------|
| Infinity LM MS | Black 29-4010 Grey 29-4011 |



SMALL JOINT SEALANT

A fast setting elastomer provides a tough flexible seal to butt and mitre joints, screw heads and other seams in metal window frames, screens, etc.

+ SMALL JOINT SEALANT GUN SEE: CAT 6 GLAZING ACCESSORIES

| Description | Code |
|------------------------------|---------|
| Small Joint Sealant, 1US Gal | 29-SJ88 |



WOOD PUTTY

A premium grade linseed oil and whiting based glazing compound (setting type) specially formulated for use in sealing windows. Robertson's Glazing Putty cures by reaction with oxygen in the air, initially skinning and then deep curing to a tack-free, firm glazing joint.

Features:

- High-grade linseed oil based putty
- Ideal for timber window frames and door panels
- Weather and water resistant
- Can be nailed or screwed without cracking

| Description | Code |
|-----------------------------------|----------------|
| Wood putty 20 kg | 29-RH103819-20 |
| Wood putty 10g | 29-RH66337 |
| Wood putty 4.5g | 29-RH104069 |
| Wood putty 2kg | 29-RH14072 |
| Wood putty 400g (pack of 20 pots) | 29-RH14071 |



LINSEED OIL

Pure unboiled linseed oil is available in the following sizes.

| Description | Code |
|----------------------|----------|
| Linseed Oil 1 Litre | 29-LIN1 |
| Linseed Oil 5 Litre | 29-LIN5 |
| Linseed Oil 20 Litre | 29-LIN20 |



WHITING POWDER

Available in 1kg, 3kg, 5kg and 25kg.

| Description | Code |
|-------------------------|-----------|
| Whiting Powder 1kg Pack | 29-WTS/1 |
| Whiting Powder 3kg Pack | 29-WTS/3 |
| Whiting Powder 5kg Pack | 29-WTS/2 |
| Whiting Powder 25kg Bag | 29-WTS/20 |



MIRRO-MASTIC

Mirro-Mastic provides a strong resilient bond for all mirror installation. Available by the can or carton of 4.

| Description | Code |
|----------------------|---------|
| Mirro-Mastic 1US Gal | 29-PM1N |



3M 90 SPRAY ADHESIVE

A fast permanent contact type aerosol adhesive for difficult to hold material such as laminates, polypropylene, polyethylene foam, wood, plastics etc. Also used extensively in the glass industry as a primer for some mirror fixing.

| Description | Code |
|--|-------|
| 3M 90 Adhesive, 300gr Can. Order By The Can Or Carton Of 12. | 23-90 |



3M 700 ADHESIVE CLEANER AND SOLVENT

3M Industrial Aerosol Cleaners and Solvents provide convenience and ease of use. They ensure you get the cleanest surfaces in preparation tapes and adhesives bonding, which in turn gives you the strongest results.

3M™ Adhesive Cleaner and Solvent 700

Versatile general use solvent in aerosol form. Ideal for cleaning heavily contaminated surfaces prior to bonding, removal of adhesive residue or dismantling previously bonded articles.

| Description | Code |
|-----------------------------------|--------|
| 3M 700 Adhesive Cleaner & Solvent | 05-700 |



TOUCH-UP PAINT

Concentrated, premium quality paint for optimum industrial use. Over 150 colours available in aerosol cans plus a range of popular colours in handy Dab-can & brush kits.

If your name is on the job – QUALITY MATTERS.

 **PLEASE REFER TO OUR COLOUR LIST WHEN ORDERING. (AVAILABLE VIA FAX)**

| Description | Code |
|--|--------------------|
| Touch-Up Paint 150gr Can (Concentrated For Industrial Use) | Advise: Colour/Qty |
| Dab-Can Paint Kit With Brush (Non-Aerosol) | Advise: Colour/Qty |



ETCH PRIMER

- Provides Outstanding Base Coat

Epoxy Etch Primer will provide outstanding protection on a huge variety of metals. Ideally suited for use as a primer before applying Touch-Up Paint, it provides an outstanding base for adhesion of an acrylic overcoat.

| Description | Code |
|-------------------|----------|
| Etch Primer – CRL | 25-ETCHP |



COLD GALVANISING (AEROSOL)

- Protects Against Corrosion
- Perfect For All Steel Surfaces
- Great For Touching Up Welding Areas

CRL Cold Galvanizing Spray is made of approximately 90 percent zinc. Excellent for touching up welded areas for corrosion protection. It provides a long lasting durable protective coating on all steel surfaces. May be painted or powder coated over after 48 hours. 12 cans per case.

| Description | Code |
|----------------------|--------|
| Cold Galv – CRL 375g | 25-CRL |



WHITE KNIGHT RUST GUARD COLD GAL (AEROSOL)

White Knight Rust Guard Cold Gal a zinc rich, heavy duty primer that forms a self sacrificing protective barrier against corrosion. Ideal for welds and repairing damaged galvanised iron.

- Zinc Rich • Long Lasting Rust Protection • Safe To Spray – CFC And Lead Free
- May Be Left Uncoated Or Painted Over • Heavy Duty • Fast Drying, Easy Application
- Non Chroming Formula • Protects Ferrous Metals (E.G Steel And Wrought Iron) In Highly Corrosive Environments Such As Coastal Areas

| Description | Code |
|-------------------------------|----------|
| Cold Galv – White Knight 400g | 25-CGALV |



36-RK160



36-RH160



36-RKB141

WINDSCREEN CUT OUT KNIFE

Designed to cut through adhesive sealant for removal of windscreens.

| Description | Code |
|-----------------------------|-----------|
| Cut Out Knife Kit | 36-RK160 |
| Replacement Cable & Handle | 36-RH160 |
| Replacement Blades (6 Pack) | 36-RKB141 |




OLFA LONG BLADE KNIFE

Commonly used to cut out windscreens from the inside of vehicles. Ideal for hard to reach places.



AVAILABLE BY THE EACH OR THE PACK OF 6.

| Description | Code |
|-----------------------|------------|
| Olfa Long Blade Knife | 33-133-XL2 |



SETTING TOOL

Plastic setting tool (Chicken Sticks).

| Description | Code |
|--------------|--------|
| Setting Tool | 36-216 |



GASKET SCRAPER

For cleaning out windscreen channels and removal of weather stripping etc.

| Description | Code |
|----------------|----------|
| Gasket Scraper | 36-KD485 |



HEADLINING TOOL

Designed to push headlining into locking channel.

| Description | Code |
|-----------------|--------|
| Headlining Tool | 36-126 |



HOOK TOOL

Universal tool, a must for any windscreen fitter.

| Description | Code |
|-------------|--------|
| Hook Tool | 36-253 |



WIPER ARM REMOVAL TOOL

Simplifies the removal of wiper arms.

| Description | Code |
|------------------------|----------|
| Wiper Arm Removal Tool | 36-65750 |



FILLER STRIP INSERT TOOL

Comfortable handle. Has two eye sizes for different sized locking strip.

| Description | Code |
|--------------------------|--------|
| Filler Strip Insert Tool | 36-161 |



FELT BUFF

These versatile buffs can be attached to power tools via the straight shank or using the female thread. Designed for removal of light scratches in glass using cerium oxide.

| Description | Code |
|-------------|-------------|
| Felt Buff | 01-990-5703 |



CERIUM OXIDE

Try our quality cerium oxide and see why so many customers love it. High concentration cerium, and being white in colour it won't stain your glass like some darker coloured cerium. Available in various sizes to meet your needs.

| Description | Code |
|-------------------|-------------|
| Cerium Oxide 500g | 01-R790-005 |
| Cerium Oxide 1kg | 01-R790-01 |
| Cerium Oxide 20kg | 01-RCDS86 |



36-TW72



36-TW-WW4



36-TW-K185B

CUT OUT WIRE

Braided or heavy duty piano wire for cutting out windcreens. Get a better grip with our easy to use windscreen wire handles.

| Description | Code |
|-----------------------|-------------|
| Piano Wire | 36-TW-WW4 |
| Gold braided wire | 36-TW72 |
| Wire gripping handles | 36-TW-K185B |



MOULD RELEASE TOOL

Designed for fast removal of windscreen moulds.

| Description | Code |
|--------------------|-----------|
| Mould release tool | 36-MR215N |



TRIMPAD REMOVAL TOOL

Specially designed for removal of plastic trimpad fasteners.

| Description | Code |
|----------------------|----------|
| Trimpad Removal Tool | 36-21700 |



DOOR HANDLE TOOL

For easy removal of inside door and window handles.

| Description | Code |
|------------------|-------|
| Door Handle Tool | 36-26 |



CHANNEL CHISEL

Ideal for removal of glass and old glazing tape from channels and vent frames.

| Description | Code |
|----------------|----------|
| Channel Chisel | 36-CP214 |



BMC HANDLE & KEY – LOCKING STRIP TOOL & EYES

Specially designed for inserting locking strip into automotive rubber. Locking strip can be run through the handle as a guide.

| Description | Code |
|------------------|-----------|
| BMC Handle & Key | 36-BMC |
| No 1 Eye | 36-BMC-W1 |
| No 2 Eye | 36-BMC-W2 |
| No 3 Eye | 36-BMC-W3 |
| Lemon Head | 36-BMC-L1 |
| Snakes Head | 36-BMC-SH |



WINDSCREEN – DAMWALL TAPE

Damwall tape acts as a dam for urethane sealant placement and as a spacer preventing the sealant from squeezing out into the sight line and maintaining the required space while the sealant sets.

| Description | Code |
|--|------------|
| 6mm Wide x 15 Metre (50 Rolls Per Carton) | 36-60103-6 |



WINDSCREEN – TRIM SETTER

This handy tool attaches to the glass or body panel and holds mouldings or screens in position (via the pressure adjustable finger) while sealant sets or allows two hands free for positioning or fixing. 6 per pack.

| Description | Code |
|--------------------------|---------|
| Windscreen – Trim Setter | 36-S000 |



DOUBLE SIDED PVC GLAZING TAPE – 6400 SERIES

Double Sided Closed Cell PVC Foam, ideal for glazing applications where a waterproof seal is required with minimal compression of the foam. Suitable for both vertical and horizontal glazing applications.

 **TO ORDER: PLEASE SPECIFY PRODUCT CODE, WIDTH & THICKNESS.**



SINGLE SIDED EPDM FOAM TAPE – 6100 SERIES

Single Sided EPDM Foam, High quality foam ideal for sealing applications in outdoor environments, can handle exposure weather and high temperatures, has a strong adhesive for permanent positioning of the foam.

| Description | Type |
|-------------|--|
| Thickness | 1.6mm, 3.2mm, 4.8mm, 6.4mm, 9.5mm, 12.7mm & 19mm thicknesses |
| Colour | Black |
| Density | Firm |



SINGLE SIDED PVC FOAM TAPE – 6200 SERIES

Single Sided PVC Foam, economical joint sealing foam with ability to compress to varying joint widths with good water penetration resistance. Suitable for die-cut window gaskets, weather seals, vibration dampening, draft sealing, gap filling between substrates.

 **TO ORDER: PLEASE SPECIFY PRODUCT CODE, DENSITY, COLOUR, WIDTH & THICKNESS.**

| Description | Type |
|-------------|--|
| Thickness | 1.6mm, 3.2mm, 4.8mm, 6.4mm, 9.5mm and 12.7mm thicknesses |
| Colour | Black, Grey |
| Density | Soft, Medium, Medium/Firm |



SINGLE SIDED POLYETHYLENE FOAM TAPE – 4000 SERIES

Single Sided Foam with filmed surface. Economical, general purpose tape, good chemical resistance. Suitable for joint filling, dam wall and general sealing applications.

 **TO ORDER: PLEASE SPECIFY PRODUCT CODE, WIDTH & THICKNESS.**

| Description | Type |
|-------------|--|
| Thickness | 3mm, 5mm, 6mm, 10mm and 12mm thicknesses |
| Colour | Grey |
| Density | Medium/Firm |



SINGLE SIDED PVC / NITRILE FOAM TAPE – 5000 SERIES

Single Sided, blended PVC / Nitrile Foam., very conformable to shapes, good abrasion resistance.



TO ORDER: PLEASE SPECIFY PRODUCT CODE, DENSITY, WIDTH & THICKNESS.

| Description | Type |
|-------------|------------------------------------|
| Thickness | 3mm, 6mm, 9mm and 12mm thicknesses |
| Colour | Black |
| Density | Soft, Medium, Firm |



SINGLE / DOUBLE SIDED URETHANE SPACER TAPE – 2100 SERIES

Single or Double Sided Open cell Urethane. Designed for high performance structural glazing, general glazing and glass awning applications.

Tested and approved by leading sealant producers worldwide as a preferred structural glazing spacer tape. Open cell structure allows for optimum silicone curing. Low thermal conductivity reduces heat transfer.



TO ORDER: PLEASE SPECIFY PRODUCT CODE, SINGLE OR DOUBLE SIDED, WIDTH & THICKNESS.

| Description | Type |
|-------------|--|
| Thickness | 3.2mm, 4.8mm, 6.4mm, 9.5mm, 12.7mm thicknesses |
| Colour | Dark grey foam with ultra-black adhesive face |
| Density | Firm/Hard |



DOUBLE SIDED URETHANE SPACER TAPE – 2200 SERIES

Double Sided Open cell Urethane. Suitable for structural and general glazing applications, Thermal breaks, Die Cutting into vibration dampening products.

Tested and approved by leading sealant producers worldwide as a preferred structural glazing spacer tape. Open cell structure allows for optimum silicone curing. Low thermal conductivity reduces heat transfer.



TO ORDER: PLEASE SPECIFY PRODUCT CODE, WIDTH & THICKNESS.

| Description | Type |
|-------------|---|
| Thickness | 3.2mm, 4.8mm, 6.4mm, 9.5mm thicknesses |
| Colour | Black foam with ultra-black adhesive face |
| Density | Firm |



N.F.K MIRROR MOUNTING TAPE

This double sided tape has a modified adhesive, which guarantees a very fast initial grab when installing mirrors. Specifically designed for safe use with mirror silver and woven mirror vinyls.

Supplied standard as 24mm width, however we can cut any width required, down to 5mm wide for other joining applications.

| Description | Code |
|----------------------|--------------|
| 0.8mm x 24mm x 66m | 24-FA8-73224 |
| 1.5mm x 24mm x 33m | 24-FA8-61624 |
| 3.0mm x 24mm x 16.5m | 24-FA8-70824 |



3M MIRROR MOUNTING TAPE

3M Scotch-mount is a tried and proven high performance double sided tape, commonly used for mirror mounting, but also suitable for general mounting applications.

| Description | Code |
|--------------------|----------------|
| 0.8mm x 24mm x 66m | 24-FA8-4032-25 |
| 1.6mm x 24mm x 33m | 24-FA8-4016-24 |
| 3.0mm x 24mm x 33m | 24-FA8-4008 |



3M VHB TAPE

3M produce a wide selection of VHB tapes for high performance bonding applications where superior holding power and longevity are critical.



TO ORDER: PLEASE CONTACT OUR OFFICE FOR ASSISTANCE IN SELECTING THE CORRECT PRODUCT FOR YOUR APPLICATION.



I-BOND CLEAR DOUBLE SIDED TAPE

This range of ultra-clear solid acrylic double sided tapes are ideal for applications where the bond face is visible, such as mounting glass into cabinetry.

| Description | Code |
|------------------|--------|
| 24mm x 1mm x 33m | 24-006 |
| 30mm x 1mm x 33m | 24-007 |
| 36mm x 1mm x 33m | 24-008 |



ALUMINIUM SURFACE PROTECTION TAPE

Black 100 Micron. Low residue protective tape for aluminium windows and doors.

 **CUSTOM CUT WIDTHS AVAILABLE ON REQUEST.**

| Description | Code |
|-------------|------------|
| 24mm | 24-004-24 |
| 30mm | 24-004-30 |
| 36mm | 24-004-36 |
| 48mm | 24-004-48 |
| 100mm | 24-004-100 |
| 150mm | 24-004-150 |



3M 300 HIPA CLEAN SOLVENT

hIPA Clean 300 is an IPA spray that cleans surfaces prior to the application of a 3M Tape or Adhesive. Packaged in an aerosol, the product is easy to apply, and quickly and effectively cleans grease, oil, and dirt from many types of substrates. Being IPA based, the product is user friendly, and dries quickly leaving no residue.

- Is easy and safe to use
- General purpose surface preparation
- For use most surfaces including all types of plastic
- Leaves no residue
- Dries quickly
- Extension tube – to reach hard to get at surfaces and give accurate control

| Description | Code |
|---------------------------|--------|
| 3M 300 hIPA Clean Solvent | 23-300 |



LINE SET / SEALING TAPE – 1507 SERIES

Silver Polypropylene tape with a cold weather solvent based acrylic adhesive. Ideal for sealing flexible air ducting with easy application and good durability in a wide range of environmental conditions.

| Description | Code |
|----------------------|------------|
| 50mm Wide x 50 Metre | 24-1507-50 |



ALUMINIUM FOIL TAPE – 1521/ 1521CW SERIES

Non-reinforced foil with acrylic adhesive which performs very well in demanding temperature and humidity. Conformable foil will adhere well sheet metal ducting.

 **VARIOUS ROLL WIDTHS AVAILABLE ON REQUEST**



REINFORCED ALUMINIUM FOIL TAPE – 1529CW SERIES

Being a very pliable, fibre-reinforced foil with an aggressive acrylic adhesive, this tape is ideally suited for sealing applications where mineral wool insulation is being installed. The adhesive has very good resistance to moisture and humidity.

| Description | Code |
|-------------|--------------|
| 50mm Width | 24-1529CW-50 |
| 75mm Width | 24-1529CW-75 |



BLACK CLOTH DUCT TAPE – 1500 SERIES

A high quality PE duct tape with very aggressive rubber based adhesive.

Won't curl up when unwound, conforms well to irregular surfaces. Performs well in high heat/humidity.

| Description | Code |
|-----------------------------------|--------|
| Black, 50mm Wide x 55 Metre Rolls | 24-100 |



DOUBLE SIDED CLOTH TAPE – 581 SERIES

This general purpose double sided tape is very strong and versatile. With an aggressive rubber based adhesive, this tape will adhere well to concrete, plastics and composite materials and a number of metals.

Excellent adhesion and hand tearable.

| Description | Code |
|-----------------|--------|
| 50mm x 33 Metre | 24-120 |



DOUBLE SIDED POLYESTER TISSUE TAPE – 1163 SERIES

This high performance tape is coated with an acrylic pressure sensitive adhesive, ideal for plastics with high surface energy, composite materials, fabrics and metals.

 **TO ORDER: PLEASE SPECIFY PRODUCT CODE & WIDTH.**

| Description | Type |
|---------------------|--|
| Thickness | 0.17mm |
| Width | Available in various widths as required. |
| Service Temperature | From -40°C to 107°C |



MASKING TAPE

High quality, general purpose masking tape.

- Widths available: 18mm, 24mm, & 48mm
- Colour: Cream

| Description | Rolls/ Carton | Code |
|------------------------------|---------------|------------|
| Masking Tape 18mm X 50M Roll | 48 Rolls | 24-4323-19 |
| Masking Tape 24mm X 50M Roll | 36 Rolls | 24-4323-25 |
| Masking Tape 48mm X 50M Roll | 24 Rolls | 24-4323-50 |



PACKAGING TAPE

High quality, economical, general purpose packaging tape.

- Colour: Clear

| Description | Rolls/ Carton | Code |
|----------------|---------------|---------------|
| Packaging Tape | 36 rolls | 24-4263-50-75 |



REINFORCED PACKAGING TAPE

High quality, fibreglass reinforced packaging tape.

- Widths available: 24mm & 36mm
- Colour: Cream

| Description | Rolls/ Carton | Code |
|-----------------------------------|---------------|----------------|
| Reinforced Pack / Tape 24mm x 45M | 36 Rolls | 24-427-4574-24 |
| Reinforced Pack / Tape 36mm x 45M | 24 Rolls | 24-428-4574-36 |



3M™ VALUE MASKING TAPE – 101 SERIES

The basic tape for basic jobs

- Indoor use
- Light-duty applications
- Ideal for marking, temporary holding, wrapping and sealing



3M™ GENERAL USE MASKING TAPE – 201 SERIES

The tough tape for everyday jobs

- General indoor use
- Light-to-medium duty
- Smooth and conformable
- Sticks with confidence to a wide variety of surfaces
- Easy to handle, apply and remove in one piece
- Ideal for bundling, labeling and identifying



3M™ PERFORMANCE YELLOW MASKING TAPE – 301 SERIES

The dependable choice for industrial performance

- Good conformability to irregular surfaces
- Resists paint bleed-through
- Great paint lines
- Yellow backing ensures good visibility
- Ideal for industrial paint masking, bundling, holding, marking, color coding and sealing
- Withstands surface temperatures up to 225°F (107°C) for 30 minutes



3M™ HIGH PERFORMANCE GREEN MASKING TAPE – 401 SERIES

The industrial strength GREEN colored performance

- Highly conformable to many surfaces
- Superior adhesion to metal, rubber, glass and plastic
- Removes cleanly in one piece with no residue
- Resists paint bleed-through
- Creates super-sharp paint lines
- Ideal for high performance industrial painting, including two-tone color application on trucks, buses, trailers, trains, fire trucks, ambulances and airplanes
- Withstands surface temperatures up to 250°F (121°C) for 30 minutes



3M™ SPECIALTY HIGH TEMPERATURE MASKING TAPE – 501 SERIES

The highest degree of industrial performance

- Exceptionally conformable to irregular surfaces
- Superior adhesion to metal, rubber, glass and plastic
- Removes cleanly in one piece with no residue
- Extra-strong backing resists bleed-through from most industrial paints
- Creates super-sharp paint lines
- Ideal for all high temperature paint baking, fascia painting and pipe coating applications
- Withstands surface temperatures up to 300°F (149°C) for 30 minutes



DIE-CUT JOINT GASKETS

We provide complete custom design and cutting service to suit individual joint profiles for metal windows and doors. Joint gaskets are cut from the highest quality material in single or double sided closed cell PVC .

+ CUSTOM DESIGN & CUT TO CUSTOMERS REQUIREMENTS.



EVERSEAL RUBBER SEAL – STRIP

Everseal is a fibre impregnated rubber based tape to provide strength and conformity. Used to glazed fixed lights windows in tractor cabs etc, also in some window and door repairs and fabrication.

| Description | Code |
|---------------------------|--------|
| Everseal 0.8mm x 30m roll | 29-644 |
| Everseal 1.2mm x 30m roll | 29-641 |
| Everseal 1.6mm x 30m roll | 29-642 |



CLEAR SURFACE PROTECTION TAPE FOR GLASS

Designed as a temporary, non-residual, protective film for Glass and other critical surface finishes. Applied as protection during transportation and construction. Can be hand or machine applied.

+ CUSTOM CUT WIDTHS ARE ALSO AVAILABLE.

| Description | Code |
|--|------------|
| Surface Protection Tape For Glass PF12, 1220mm x 200m Clear | 24-PF12/10 |
| Surface Protection Tape For Glass PF12, 1220mm x 1000m Clear | 24-PF12/2 |



VINYL MIRROR BACK

"A grade" cross woven mirror vinyl.

| Description | Code |
|---------------------------------|-------------|
| Mirror vinyl 920mm x 200m roll | 24-960-V429 |
| Mirror vinyl 1070mm x 200m roll | 24-960-V428 |
| Mirror vinyl 1220mm x 200m roll | 24-960-V420 |

DOUBLE GLAZING SYSTEM EDGETECH – SUPER SPACER®

Super Spacer® is a flexible, silicone foam tape product that provides maximum perimeter insulation for sealed glazing units. Desiccant-filled with preapplied side adhesive, the structural foam tape product significantly simplifies insulating glass production. Featuring a vapour barrier backing, the product must be used in conjunction with conventional IG sealants such as hot melt butyl, polyurethane and solvent-free polysulphide.

IMPROVED PRODUCTIVITY: Fast tape application, elimination of desiccant filling, simplified production of shaped units, limited equipment investment, high volume with small labour force.

| Description | Code |
|--------------------------------|------------|
| Super Spacer® 6.35 x 4.76x20m | 24-FS62-76 |
| Super Spacer® 6.35 x 6.35x20m | 24-FS63-35 |
| Super Spacer® 6.35 x 9.5x 20m | 24-FS64-52 |
| Super Spacer® 6.35 x 12.7x20m | 24-FS65-7 |
| Super Spacer® 6.35 x 15.87x20m | 24-FS66-87 |
| Super Spacer® 6.35 x 20.50x20m | 24-FS67-5 |



MOLECULAR SIEVE

Molecular sieve is formulated to rapidly absorb moisture and vapours in double glazed cavities and other hermetically sealed cavities where moisture must be eliminated.

| Description | Code |
|--------------------------------|------------|
| Molecular Sieve, CRL 5 lb Tin | 15-MSD5 |
| Molecular Sieve, GC 2.5kg Pale | 15-MSD/5GC |
| Molecular Sieve, GC 25kg Drum | 15-MSD25 |





SETTING BLOCK – PIECES

| Description | Code |
|-------------------------|-----------|
| Clear 1mm (Pack 100) | 15-PSB040 |
| Clear 1mm (Pack 1000) | 15-PSB041 |
| Clear 3.2mm (Pack 100) | 15-PSB125 |
| Clear 3.2mm (Pack 1000) | 15-PSB126 |
| Clear 4mm (Pack 100) | 15-PSB156 |
| Clear 4mm (Pack 1000) | 15-PSB157 |
| Clear 6.4mm (Pack 100) | 15-PSB250 |
| Clear 6.4mm (Pack 1000) | 15-PSB251 |



SETTING BLOCK ROLLS

| Description | Code |
|--------------------------------------|-----------|
| Rubber Black, 10mm x 3mm x 10m Roll | 15-PSB253 |
| Rubber Black, 10mm x 5mm x 10m Roll | 15-PSB252 |
| Rubber Black, 10mm x 12mm x 10m Roll | 15-PSB251 |



HORSE-SHOE PACKERS

| Description | Code / 100 | Code / 1000 |
|-------------|---------------|----------------|
| 75 x 1.5mm | 20-75-1.5-100 | 20-75-1.5-1000 |
| 75 x 3mm | 20-75-3-100 | 20-75-3-1000 |
| 75 x 5mm | 20-75-5-100 | 20-75-5-1000 |
| 75 x 6.5mm | 20-75-6.5-100 | 20-75-6.5-1000 |
| 75 x 10mm | 20-75-10-100 | 20-75-10-1000 |
| 90 x 1mm | 20-90-1-100 | 20-90-1-1000 |
| 90 x 1.5 mm | 20-90-1.5-100 | 20-90-1.5-1000 |
| 90 x 2mm | 20-90-2-100 | 20-90-2-1000 |
| 90 x 3mm | 20-90-3-100 | 20-90-3-1000 |
| 90 x 5mm | 20-90-5-100 | 20-90-5-1000 |
| 90 x 10mm | 20-90-10-100 | 20-90-10-1000 |



GLASS CABINET DOOR HINGES

Requires 26mmø hole.

| Description | Crank | Code |
|--------------------|--------|---------------|
| Overlay Hinge | '0' | 19-317-02-500 |
| Half Overlay Hinge | '8' | 19-317-02-501 |
| Inset Hinge | '15' | 19-317-02-502 |
| Cover Plate | Black | 19-317-10-320 |
| Cover Plate | Chrome | 19-317-10-420 |
| Cover Plate | Gold | 19-317-10-520 |

STEREO GLASS DOOR HINGE

No drilling required. Stereo pivot hinges are suitable for glass to 6mm. Simple to install and with a range of handles, push plates, locks, or magnetic catches, it is easy to fabricate an economical and attractive cabinet with out the need to drill any of the glass panels.

 **SOLD PER PAIR.**

| Description | Crank |
|-------------|---------|
| Black | 19-401B |
| Gold | 19-403G |
| Chrome | 19-402C |



Push Plate With Lip



Push Plate

PUSH PLATE FOR STEREO GLASS DOOR HINGE

Fits over glass. To secure the closed door against the spring loaded magnetic catch.

| Description | Crank |
|---|----------|
| Stereo Hinge Push Plate Black | 19-404B |
| Stereo Hinge Push Plate Gold | 19-406G |
| Stereo Hinge Push Plate Chrome | 19-405C |
| Stereo Hinge Push Plate With Lip Black | 19-415LB |
| Stereo Hinge Push Plate With Lip Chrome | 19-416LC |



19-408D

19-407S

MAGNETIC CATCH FOR STEREO GLASS DOOR HINGE

Available for single or double door units. The magnetic spring loaded catch is used in conjunction with metal push plate fitted to the door. The door is held closed by the magnetic catch, a light push is required to activate the spring loaded pin to open the door.

| Description | Crank |
|--------------------------|---------|
| Single Pin Catch – Black | 19-407S |
| Double Pin Catch – Black | 19-408D |



DELUX STEREO GLASS DOOR HINGE

No drilling required, stereo pivot hinges are suitable for glass to 6mm. Hinges have a spring catch to secure doors in closed and open position.

 **SOLD PER PAIR.**

| Style | Colour | Code |
|-------------------|--------|-------------|
| For Inset Doors | Chrome | 19-318-240C |
| For Inset Doors | Gold | 19-318-840G |
| For Overlay Doors | Chrome | 19-318-241C |
| For Overlay Doors | Gold | 19-318-841G |



DELUX GLASS DOOR PULL

No drilling required. Designed for use with the above hinges.

| Colour | Code |
|--------|--------|
| Chrome | 19-320 |
| Gold | 19-319 |



FINGER PULLS

Manufactured from brass with either chrome or gold plated finish available. Require a 21mmØ hole in glass

| Description | Code |
|-----------------------|----------|
| Suit 4mm glass Chrome | 03-AGT4 |
| Suit 4mm glass Gold | 03-G1014 |
| Suit 6mm glass Chrome | 03-AGT6 |
| Suit 6mm glass Gold | 03-G1016 |



SELF ADHESIVE FINGER PULLS

Self adhesive clear plastic finger pulls take seconds to install. Require no drilling.

| Description | Code |
|--------------|--------------|
| Pack 1 – 100 | 03-FP88 |
| Pack 500 | 03-FP88-500 |
| Pack 1000 | 03-FP88-1000 |



CAM LOCK

Short 16mm body for glass, 30mm cam. Requires 19mmØ hole.

| Style | Colour |
|----------|-----------|
| Cam Lock | 19-290336 |



CAM LATCH (SNIB ONLY)

Elegant and precise this functional latch is ideal when a lock is not required but practicality is! Available in chrome. Requires 19mmØ hole.

| Description | Code |
|---------------------|----------|
| Cam Latch – Keyless | 19-RT058 |



CAM LOCK WITH COVER PLATE / MATCHING COUNTER PIECE

Stylish design with cover plate to conceal cam and lock barrel. Designed for 4mm to 10mm glass. Requires 26mmØ hole. Polished Nickel Plate finish.

Matching counter piece – enables the above lock to be used on double doors. Requires 26mmØ hole. Polished Nickel Plate finish.

| Description | Code |
|---------------------------|-------------|
| Cam Lock With Cover Plate | 19-23342601 |
| Matching Counter Piece | 19-23340712 |



Cam Lock With Cover Plate



Matching Counter Piece



HORIZONTAL PIN LOCK

Suitable for use on sliding glass doors. Polished Nickel Plate or Chrome finish.

| Description | Code |
|---------------------|-----------|
| Horizontal Pin Lock | 19-226260 |



VERTICAL PIN LOCK

Suitable for use on pivoting glass doors.
Polished Nickel Plate or Chrome finish.

| Description | Code |
|-------------------|-----------|
| Vertical Pin Lock | 12-226268 |



UNIVERSAL PLUNGER LOCK

A simple plug in cylinder lock. Slimline back plate ideal for sliding glass cabinets. Chrome finish.

| Description | Code |
|------------------------|----------|
| Universal Plunger Lock | 19-G1063 |



ALLIGATOR LOCK

Suitable for sliding glass doors. Holeless application, quick and simple to use. Chrome finish.

| Description | Code |
|----------------|------------|
| Alligator Lock | 19-G1060KA |



GLASS DOOR LOCK – FRICTION FIT

This elegant little lock offers an economical, practical solution where drilling is not possible or a lockable alternative is required.
Suit up to 6mm glass.

| Description | Code |
|-------------|-----------|
| Black | 19-C820/B |
| Chrome | 19-C820/C |
| Gold | 19-C820/G |



SMALL ADJUSTABLE SHELF SUPPORT

Manufactured from a strong zinc alloy, this clamp is suitable for shelving from 4 to 24mm thick. 1 x 5mm hole in the back of the clamp makes for simple fixing to walls. The hole is elongated for easy vertical alignment.

| Description | Code |
|----------------------|--------|
| Bright Chrome Plated | 03-006 |
| Satin Chrome Painted | 03-005 |



MEDIUM ADJUSTABLE SHELF SUPPORT

Manufactured from a strong zinc alloy, this clamp is suitable for shelving in glass or other material to 26mm thickness.

| Description | Code |
|----------------------|--------|
| Bright Chrome Plated | 03-008 |
| Satin Chrome Painted | 03-007 |



HALF MOON SHELF SUPPORTS

Suitable for shelving in glass or other material to 10mm thickness.

| Description | Code |
|-------------------------------------|--------|
| Bright Chrome Plated For 4mm – 6mm | 03-003 |
| Bright Chrome Plated For 8mm – 10mm | 03-004 |



SLIM-LINE CYLINDRICAL SHELF SUPPORT

Suitable for shelving in glass or other material to 10mm thickness. Designed for use where brackets provide support to both ends of the shelf.

| Description | Code |
|-------------------------------------|--------|
| Bright Chrome Plated For 4mm – 6mm | 03-001 |
| Bright Chrome Plated For 8mm – 10mm | 03-002 |



EXPANDING SHELF RESTS

Suitable for glass up to 6mm thick. Shelves can range from 110mm to 150mm deep. Quality finished chrome plating over brass.

| Description | Code |
|-----------------------|------------|
| Expanding Shelf Rests | 03-N0958-5 |



CHROME DOMES & BUSHES

High quality chrome on brass finish with threaded plastic bush which has a countersunk centre hole for screw fixing. Require a 6mmØ hole in glass.

| Colour | 1-100 | 100 Pack | 500 Pack |
|--------------|------------------------------|-------------|-------------|
| Chrome | 23-CD15 | 23-CD15-100 | 23-CD15-500 |
| Gold | 23-GD15 | 23-GD15-100 | 23-GD15-500 |
| Plastic Bush | 23-G0988 (advise quantity) | | |



SPRING LOADED MIRROR CLIPS

Fast & easy mounting clips for mirrors up to 6mm thick. Quality finished chrome plating over brass.

 **SET OF 4 PER PACKET.**

| Description | Code |
|----------------------------|------------|
| Spring Loaded Mirror Clips | 23-N0203-4 |



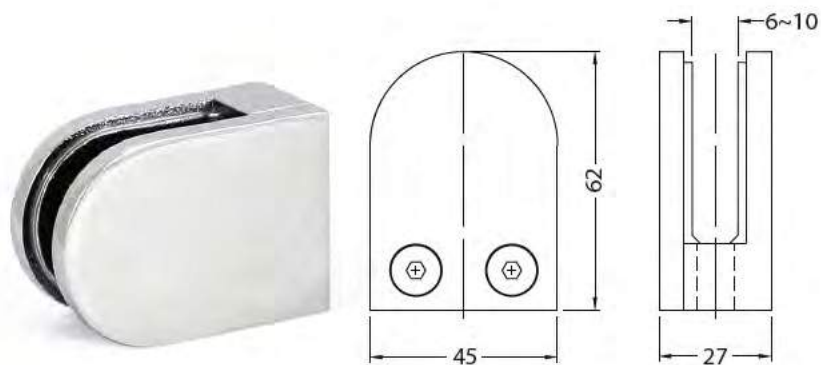
MIRROR CLIPS

| Description | Size | Code |
|-----------------------------|------|----------|
| Mirror Clip Inside (Large) | | 23-N102 |
| Mirror Clip Outside (Small) | | 23-N103 |
| Mirror Clip Inside (Small) | | 23-N0104 |
| Mirror Clips (Right Angle) | | 23-N072 |
| Mirror Clips Claw 3/8" | 10mm | 23-N073 |
| Mirror Clips (Right Angle) | | 23-N074 |
| Mirror Clips (Right Angle) | | 23-N080 |



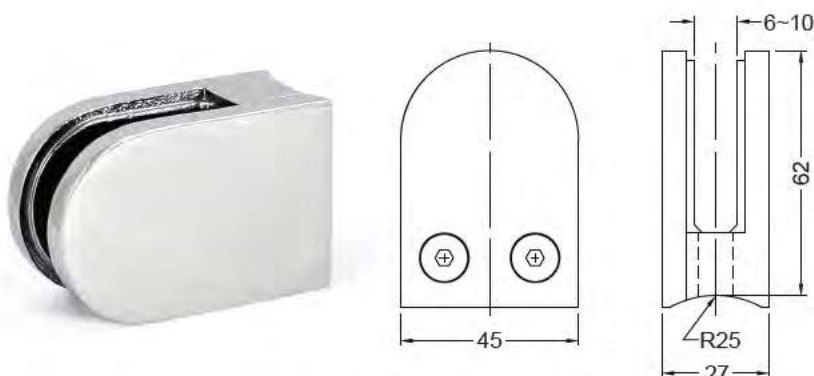
MIRROR CLIPS – CLEAR PLASTIC

| Description | Size | QTY | Code |
|---------------|-------|------|--------------|
| Clear Plastic | 3.1mm | 100 | 23-N07A-100 |
| Clear Plastic | 3.1mm | 1000 | 23-N07A-1000 |
| Clear Plastic | 4mm | 100 | 23-N07B-100 |
| Clear Plastic | 4mm | 1000 | 23-N07B-1000 |
| Clear Plastic | 6mm | 100 | 23-N07-100 |
| Clear Plastic | 6mm | 1000 | 23-N07-1000 |

**MODEL 310 FLAT BACK**

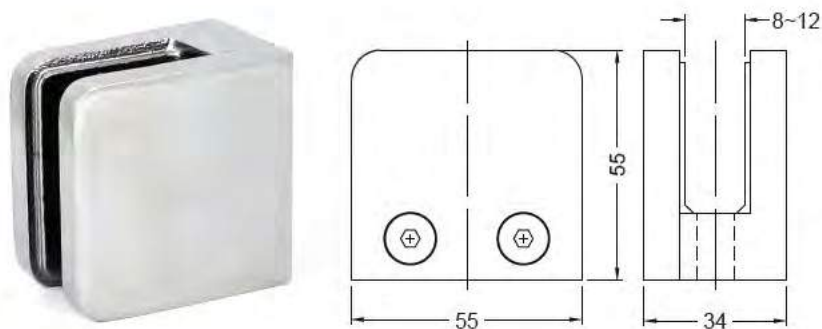
High quality glass clamps, made from 316 stainless steel. Suitable for glass 6mm to 10mm, includes gaskets for 6mm, 8mm and 10mm glass.

| Description | Code |
|-------------|---------|
| Satin | 19-014 |
| Polished | 19-014P |

**MODEL 311 RADIUS BACK**

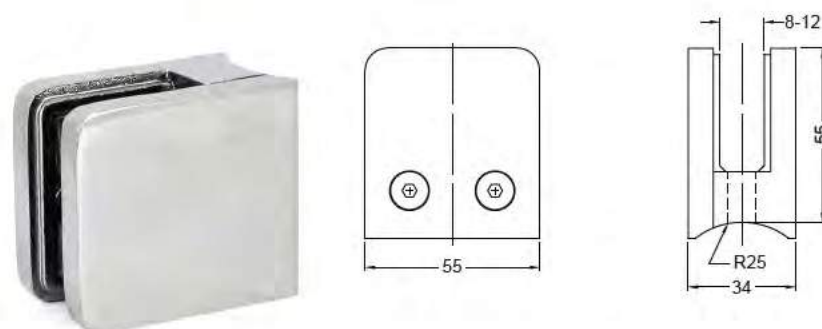
High quality glass clamps, made from 316 stainless steel. Suitable for glass 6mm to 10mm, includes gaskets for 6mm, 8mm and 10mm glass.

| Description | Code |
|-------------|---------|
| Satin | 19-015 |
| Polished | 19-015P |

**MODEL 200 FLAT BACK**

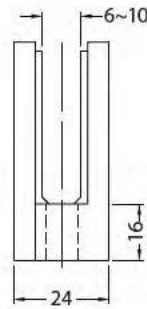
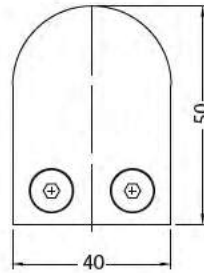
High quality glass clamps, made from 316 stainless steel. Suitable for glass 8mm to 12mm, includes gaskets for 8mm, 10mm and 12mm glass.

| Description | Code |
|-------------|---------|
| Satin | 19-012 |
| Polished | 19-012P |

**MODEL 201 RADIUS BACK**

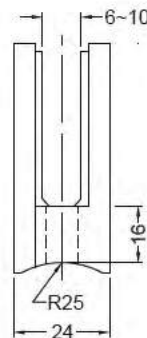
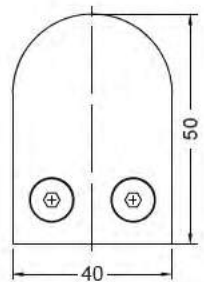
High quality glass clamps, made from 316 stainless steel. Suitable for glass 8mm to 12mm, includes gaskets for 8mm, 10mm and 12mm glass.

| Description | Code |
|-------------|---------|
| Satin | 19-013 |
| Polished | 19-013P |

**MODEL 1182 FLAT BACK**

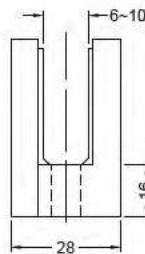
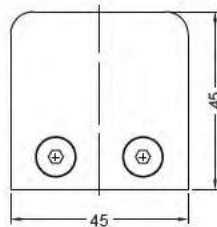
High quality glass clamps, made from 316 stainless steel. Suitable for glass 6mm to 10mm, includes gaskets for 6mm, 8mm and 10mm glass.

| Description | Code |
|-------------|----------|
| Satin | 19-0119 |
| Polished | 19-0119P |

**MODEL 1181 RADIUS BACK**

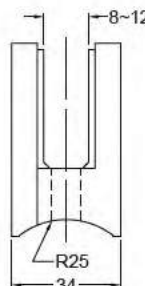
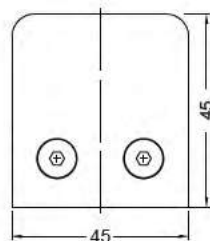
High quality glass clamps, made from 316 stainless steel. Suitable for glass 6mm to 10mm, includes gaskets for 6mm, 8mm and 10mm glass.

| Size | Satin |
|----------|----------|
| Satin | 19-0118 |
| Polished | 19-0118P |

**MODEL 1172 FLAT BACK**

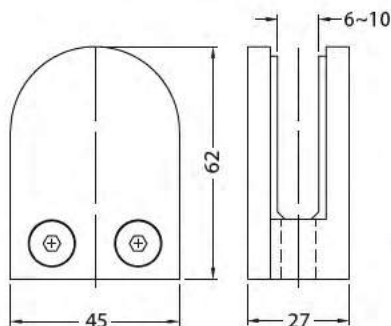
High quality glass clamps, made from 316 stainless steel. Suitable for glass 8mm to 12mm, includes gaskets for 8mm, 10mm and 12mm glass.

| Size | Satin |
|----------|----------|
| Satin | 19-0117 |
| Polished | 19-0117P |

**MODEL 1171 RADIUS BACK**

High quality glass clamps, made from 316 stainless steel. Suitable for glass 8mm to 12mm, includes gaskets for 8mm, 10mm and 12mm glass.

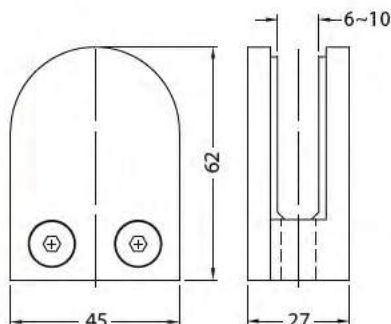
| Size | Satin |
|----------|----------|
| Satin | 19-0116 |
| Polished | 19-0116P |



MODEL 310 FLAT BACK WITH BASE PLATE – RIGHT

High quality glass clamps, made from 316 stainless steel. Suitable for glass 6mm to 10mm, includes gaskets for 6mm, 8mm & 10mm glass.

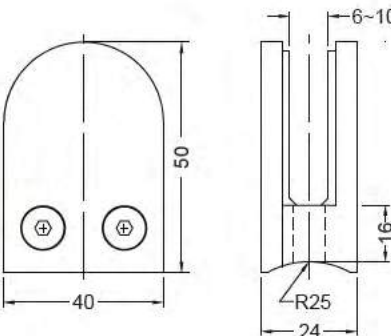
| Description | Code |
|-------------|----------|
| Polish | 19-014RP |
| Satin | 19-014RS |



MODEL 310 FLAT BACK WITH BASE PLATE – LEFT

High quality glass clamps, made from 316 stainless steel. Suitable for glass 6mm to 10mm, includes gaskets for 6mm, 8mm & 10mm glass.

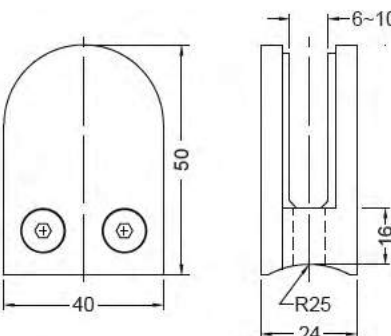
| Description | Code |
|-------------|----------|
| Polish | 19-014LP |
| Satin | 19-014LS |



MODEL 311 RADIUS BACK WITH BASE PLATE – RIGHT

High quality glass clamps, made from 316 stainless steel. Suitable for glass 6mm to 10mm, includes gaskets for 6mm, 8mm & 10mm glass.

| Description | Code |
|-------------|----------|
| Polish | 19-015RP |
| Satin | 19-015RS |



MODEL 311 RADIUS BACK WITH BASE PLATE – LEFT

High quality glass clamps, made from 316 stainless steel. Suitable for glass 6mm to 10mm, includes gaskets for 6mm, 8mm & 10mm glass.

| Description | Code |
|-------------|----------|
| Polish | 19-015LP |
| Satin | 19-015LS |



MODEL 24 FLAT BACK

- High quality glass clamps, made from 316 stainless steel.
- Suitable for toughened laminate up to 17.52mm.
- Removable base plates.
- Additional security pins available.

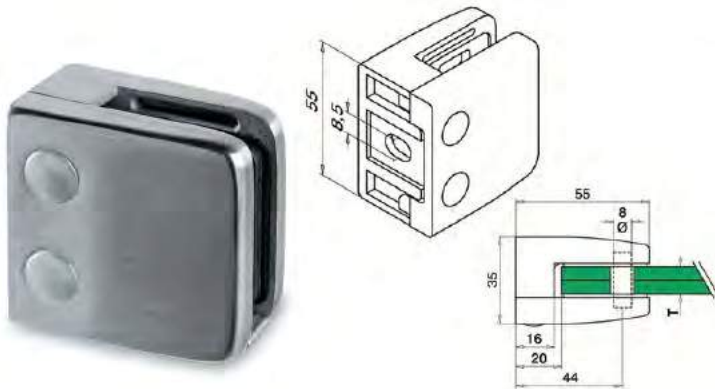
| Size | Satin | Polished |
|---------|---------------|----------------|
| 12.76mm | 19-0103-12.76 | 19-0103P-12.76 |
| 16.76mm | 19-0103-16.76 | 19-0103P-16.76 |
| 17.52mm | 19-0103-17.52 | 19-0103P-17.52 |



MODEL 24 RADIUS BACK

- High quality glass clamps, made from 316 stainless steel.
- Suitable for toughened laminate up to 17.52mm.
- Removable base plates.
- Additional security pins available.

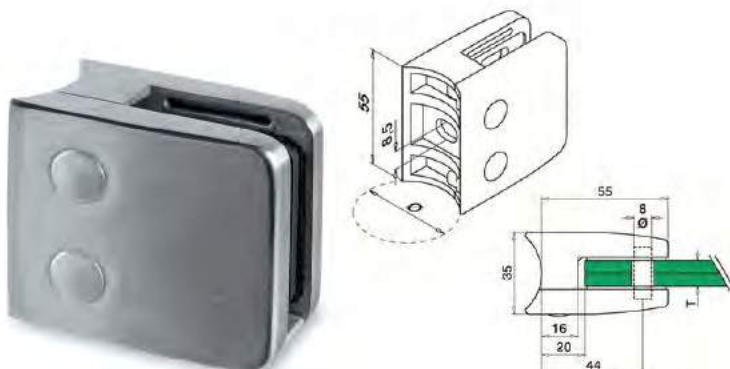
| Size | Satin | Polished |
|---------|---------------|----------------|
| 12.76mm | 19-0104-12.76 | 19-0104P-12.76 |
| 16.76mm | 19-0104-16.76 | 19-0104P-16.76 |
| 17.52mm | 19-0104-17.52 | 19-0104P-17.52 |



MODEL 26 FLAT BACK

- High quality glass clamps, made from 316 stainless steel.
- Suitable for glass size 8mm – 12mm.
- Removable base plates.
- Additional security pins available.

| Size | Satin | Polished | Zinc Satin | Zinc Mill |
|------|------------|-------------|--------------|--------------|
| 8mm | 19-0113-8 | 19-0113P-8 | 19-0113ZS-8 | 19-0113ZM-8 |
| 10mm | 19-0113-10 | 19-0113P-10 | 19-0113ZS-10 | 19-0113ZM-10 |
| 12mm | 19-0113-12 | 19-0113P-12 | 19-0113ZS-12 | 19-0113ZM-12 |



MODEL 26 RADIUS BACK

- High quality glass clamps, made from 316 stainless steel.
- Suitable for glass size 8mm – 12mm.
- Removable base plates.
- Additional security pins available.

| Size | Satin | Polished | Zinc Satin | Zinc Mill |
|------|------------|-------------|--------------|--------------|
| 8mm | 19-0114-8 | 19-0114P-8 | 19-0114ZS-8 | 19-0114ZM-8 |
| 10mm | 19-0114-10 | 19-0114P-10 | 19-0114ZS-10 | 19-0114ZM-10 |
| 12mm | 19-0114-12 | 19-0114P-12 | 19-0114ZS-12 | 19-0114ZM-12 |



MODEL 25 FLAT BACK

- High quality glass clamps, made from 316 stainless steel.
- Suitable for glass size 12mm-12.76mm.
- Additional security pins available.


| Size | Satin | Polished |
|---------|---------------|----------------|
| 12mm | 19-0105-12 | 19-0105P-12 |
| 12.76mm | 19-0105-12.76 | 19-0105-12P.76 |

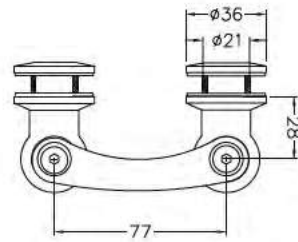


MODEL 25 RADIUS BACK

- High quality glass clamps, made from 316 stainless steel.
- Suitable for glass size 12mm-12.76mm.
- Additional security pins available.

| Size | Satin | Polished |
|---------|---------------|----------------|
| 12mm | 19-0106-12 | 19-0106P-12 |
| 12.76mm | 19-0106-12.76 | 19-0106P-12.76 |

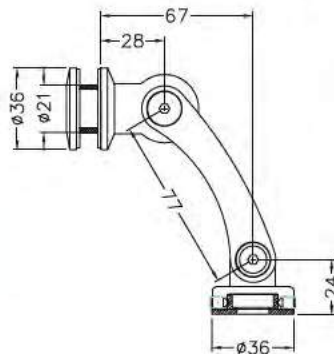




2 WAY FLEX GLASS CONNECTOR

- Adjustable to any angle, they are the solution to fixing odd angles and supporting corner or straight butt joints.
- Perfect for bracing butt-joints and increasing rigidity in cantilevered glass applications.
- Produced from 316 s/s to a high quality finish.
- All fittings have 36mmOD Cap assembly suitable for glass 6mm to 12mm.
- Requires min. 22mm hole in glass.

| Description | Code |
|-----------------|------------|
| Satin Finish | 44-2003 |
| Polished Finish | 44-2003.99 |

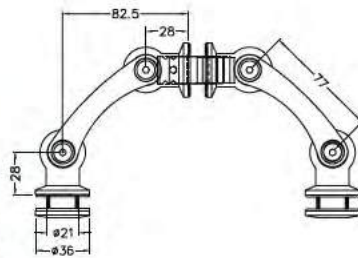


WALL TO GLASS FLEX GLASS CONNECTOR

For fixing to walls or posts. Arms can be used to vary the forward projection of glass from walls/ posts etc. Suitable for supporting feature panels of glass.

- Produced from 316 s/s to a high quality finish.
- All fittings have 36mmOD Cap assembly suitable for glass 6mm to 12mm.
- Requires min. 22mm hole in glass.

| Description | Code |
|-----------------|------------|
| Satin Finish | 44-2002 |
| Polished Finish | 44-2002.99 |



3 WAY FLEX GLASS CONNECTOR

Typically for fin supported internal glazed walls, this connector is also used in conjunction with s/s flat bar posts to support balustrade glass/ pool fences etc. Whether the glass meets the sides of the post or passes in front of it, the adjustable arms allow the distance between the glass and the post to be varied.

- Perfect for fixing glass at odd angles.
- Produced from 316 s/s to a high quality finish.
- All fittings have 36mmOD Cap assembly suitable for glass 6mm to 12mm.
- Requires min. 22mm hole in glass.

| Description | Code |
|-----------------|------------|
| Satin Finish | 44-2001 |
| Polished Finish | 44-2001.99 |



T7 WALL TO GLASS FULL BACK PLATE RABBIT EAR CUT OUT

- Suitable for glass 8mm – 10mm
- High quality components and surface finish
- Suggested door width up to 760mm.
- Suggested door weight (2 hinges) 35kg

| Description | Code |
|---------------|-------------|
| Bright Chrome | 19-SH/033 |
| Satin Chrome | Contact NFK |
| Gold | Contact NFK |



T7 WALL TO GLASS OFFSET BACK PLATE RABBIT EAR CUT OUT

- Suitable for glass 8mm – 10mm
- High quality components and surface finish
- Suggested door width up to 760mm.
- Suggested door weight (2 hinges) 35kg

| Description | Code |
|---------------|-------------|
| Bright Chrome | 19-SH/034 |
| Satin Chrome | Contact NFK |
| Gold | Contact NFK |



T7 GLASS TO GLASS 180° RABBIT EAR CUT OUT

- Suitable for glass 8mm – 10mm
- High quality components and surface finish
- Suggested door width up to 760mm.
- Suggested door weight (2 hinges) 35kg

| Description | Code |
|---------------|-------------|
| Bright Chrome | 19-SH/035 |
| Satin Chrome | Contact NFK |
| Gold | Contact NFK |



T7 GLASS TO GLASS 135° RABBIT EAR CUT OUT

- Suitable for glass 8mm – 10mm
- High quality components and surface finish
- Suggested door width up to 760mm.
- Suggested door weight (2 hinges) 35kg

| Description | Code |
|---------------|-------------|
| Bright Chrome | 19-SH/036 |
| Satin Chrome | Contact NFK |
| Gold | Contact NFK |



T7 GLASS TO GLASS 90° RABBIT EAR CUT OUT

- Suitable for glass 8mm – 10mm
- High quality components and surface finish
- Suggested door width up to 760mm.
- Suggested door weight (2 hinges) 35kg

| Description | Code |
|---------------|-------------|
| Bright Chrome | 19-SH/037 |
| Satin Chrome | Contact NFK |
| Gold | Contact NFK |



X1 WALL TO GLASS FULL BACK PLATE RABBIT EAR CUT OUT

- Suitable for glass 8mm – 10mm
- High quality components and surface finish
- Suggested door width up to 760mm.
- Suggested door weight (2 hinges) 35kg

| Description | Code |
|---------------|-------------|
| Bright Chrome | 19-SH/052 |
| Satin Chrome | Contact NFK |
| Gold | Contact NFK |



X1 WALL TO GLASS OFFSET BACK PLATE RABBIT EAR CUT OUT

- Suitable for glass 8mm – 10mm
- High quality components and surface finish
- Suggested door width up to 760mm.
- Suggested door weight (2 hinges) 35kg

| Description | Code |
|---------------|-------------|
| Bright Chrome | 19-SH/051 |
| Satin Chrome | Contact NFK |
| Gold | Contact NFK |



X1 GLASS TO GLASS 180° RABBIT EAR CUT OUT

- Suitable for glass 8mm – 10mm
- High quality components and surface finish
- Suggested door width up to 760mm.
- Suggested door weight (2 hinges) 35kg

| Description | Code |
|---------------|-------------|
| Bright Chrome | 19-SH/050 |
| Satin Chrome | Contact NFK |
| Gold | Contact NFK |



X1 GLASS TO GLASS 135° RABBIT EAR CUT OUT

- Suitable for glass 8mm – 10mm
- High quality components and surface finish
- Suggested door width up to 760mm.
- Suggested door weight (2 hinges) 35kg

| Description | Code |
|---------------|-------------|
| Bright Chrome | 19-SH/053 |
| Satin Chrome | Contact NFK |
| Gold | Contact NFK |



X1 GLASS TO GLASS 90° RABBIT EAR CUT OUT

- Suitable for glass 8mm – 10mm
- High quality components and surface finish
- Suggested door width up to 760mm.
- Suggested door weight (2 hinges) 35kg

| Description | Code |
|---------------|-------------|
| Bright Chrome | 19-SH/054 |
| Satin Chrome | Contact NFK |
| Gold | Contact NFK |



XC1 WALL TO GLASS FULL BACK PLATE C CUT OUT

- Suitable for glass 8mm – 10mm
- High quality components and surface finish
- Suggested door width up to 760mm.
- Suggested door weight (2 hinges) 35kg

| Description | Code |
|---------------|-------------|
| Bright Chrome | 19-SH/060 |
| Satin Chrome | Contact NFK |
| Gold | Contact NFK |



XC1 WALL TO GLASS OFFSET BACK PLATE C CUT OUT

- Suitable for glass 8mm – 10mm
- High quality components and surface finish
- Suggested door width up to 760mm.
- Suggested door weight (2 hinges) 35kg

| Description | Code |
|---------------|-------------|
| Bright Chrome | 19-SH/064 |
| Satin Chrome | Contact NFK |
| Gold | Contact NFK |



XC1 GLASS TO GLASS 180° C CUT OUT

- Suitable for glass 8mm – 10mm
- High quality components and surface finish
- Suggested door width up to 760mm.
- Suggested door weight (2 hinges) 35kg

| Description | Code |
|---------------|-------------|
| Bright Chrome | 19-SH/062 |
| Satin Chrome | Contact NFK |
| Gold | Contact NFK |



XC1 GLASS TO GLASS 135° C CUT OUT

- Suitable for glass 8mm – 10mm
- High quality components and surface finish
- Suggested door width up to 760mm.
- Suggested door weight (2 hinges) 35kg

| Description | Code |
|---------------|-------------|
| Bright Chrome | 19-SH/061 |
| Satin Chrome | Contact NFK |
| Gold | Contact NFK |



XC1 GLASS TO GLASS 90° C CUT OUT

- Suitable for glass 8mm – 10mm
- High quality components and surface finish
- Suggested door width up to 760mm.
- Suggested door weight (2 hinges) 35kg

| Description | Code |
|---------------|-------------|
| Bright Chrome | 19-SH/063 |
| Satin Chrome | Contact NFK |
| Gold | Contact NFK |



P1 WALL TO GLASS FULL BACK PLATE 90°

- High quality chrome plating that will outlast the shower itself.
- One-off custom machined hinges, modified closing angles and special hinge configurations are all possible with minimal fuss.
- Complimented by a full range of matching accessories.
- Suitable for glass 10mm – 12mm.
- Suggested door width 800mm, suggested door weight (2 hinges) 35kg.

| Description | Code |
|---------------|-------------|
| Bright Chrome | 19-SH/042 |
| Satin Chrome | Contact NFK |
| Gold | Contact NFK |



P1 WALL TO GLASS OFFSET BACK PLATE 90°

- High quality chrome plating that will outlast the shower itself.
- One-off custom machined hinges, modified closing angles and special hinge configurations are all possible with minimal fuss.
- Complimented by a full range of matching accessories.
- Suitable for glass 10mm – 12mm.
- Suggested door width 800mm, suggested door weight (2 hinges) 35kg.

| Description | Code |
|---------------|-------------|
| Bright Chrome | 19-SH/041 |
| Satin Chrome | Contact NFK |
| Gold | Contact NFK |



P1 GLASS TO GLASS 180°

- High quality chrome plating that will outlast the shower itself.
- One-off custom machined hinges, modified closing angles and special hinge configurations are all possible with minimal fuss.
- Complimented by a full range of matching accessories.
- Suitable for glass 10mm – 12mm.
- Suggested door width 800mm, suggested door weight (2 hinges) 35kg.

| Description | Code |
|---------------|-------------|
| Bright Chrome | 19-SH/040 |
| Satin Chrome | Contact NFK |
| Gold | Contact NFK |



P1 GLASS TO GLASS 135°

- High quality chrome plating that will outlast the shower itself.
- One-off custom machined hinges, modified closing angles and special hinge configurations are all possible with minimal fuss.
- Complimented by a full range of matching accessories.
- Suitable for glass 10mm – 12mm.
- Suggested door width 800mm, suggested door weight (2 hinges) 35kg.

| Description | Code |
|---------------|-------------|
| Bright Chrome | 19-SH/043 |
| Satin Chrome | Contact NFK |
| Gold | Contact NFK |



P1 GLASS TO GLASS 90°

- High quality chrome plating that will outlast the shower itself.
- One-off custom machined hinges, modified closing angles and special hinge configurations are all possible with minimal fuss.
- Complimented by a full range of matching accessories.
- Suitable for glass 10mm – 12mm.
- Suggested door width 800mm, suggested door weight (2 hinges) 35kg.

| Description | Code |
|---------------|-------------|
| Bright Chrome | 19-SH/044 |
| Satin Chrome | Contact NFK |
| Gold | Contact NFK |



XT2 WALL TO GLASS FULL BACK PLATE

- Suitable for glass 6mm – 8mm
- High quality components and surface finish
- Suggested door width 710mm.
- Suggested door weight (2 hinges) 28kg

| Description | Code |
|---------------|-------------|
| Bright Chrome | 19-SH/030 |
| Satin Chrome | Contact NFK |
| Gold | Contact NFK |



XT2 WALL TO GLASS OFFSET BACK PLATE

- Suitable for glass 6mm – 8mm
- High quality components and surface finish
- Suggested door width 710mm.
- Suggested door weight (2 hinges) 28kg

| Description | Code |
|---------------|-------------|
| Bright Chrome | 19-SH/032 |
| Satin Chrome | Contact NFK |
| Gold | Contact NFK |



XT2 GLASS TO GLASS 180°

- Suitable for glass 6mm – 8mm
- High quality components and surface finish
- Suggested door width 710mm.
- Suggested door weight (2 hinges) 28kg

| Description | Code |
|---------------|-------------|
| Bright Chrome | 19-SH/031 |
| Satin Chrome | Contact NFK |
| Gold | Contact NFK |



MICROFLEX WALL TO GLASS FULL BACK PLATE

- Closing position can be adjusted with door hung.
- Suitable for glass 6mm – 10mm.
- Very high quality components and surface finish.
- Italian designed and manufactured.
- Suggested door width up to 700mm, suggested door weight (2 hinges) 35kg.

| Description | Code |
|---------------|-------------|
| Bright Chrome | 19-005 |
| Satin Chrome | 19-006 |
| Gold | Contact NFK |



MICROFLEX WALL TO GLASS OFFSET BACK PLATE

- Closing position can be adjusted with door hung.
- Suitable for glass 6mm – 10mm.
- Very high quality components and surface finish.
- Italian designed and manufactured.
- Suggested door width up to 700mm, suggested door weight (2 hinges) 35kg.

| Description | Code |
|---------------|-------------|
| Bright Chrome | 19-007 |
| Satin Chrome | 19-008 |
| Gold | Contact NFK |



MICROFLEX GLASS TO GLASS 180°

- Closing position can be adjusted with door hung.
- Suitable for glass 6mm – 10mm.
- Very high quality components and surface finish.
- Italian designed and manufactured.
- Suggested door width up to 700mm, suggested door weight (2 hinges) 35kg.

| Description | Code |
|---------------|-------------|
| Bright Chrome | 19-001 |
| Satin Chrome | 19-002 |
| Gold | Contact NFK |



MICROFLEX GLASS TO GLASS 135°

- Closing position can be adjusted with door hung.
- Suitable for glass 6mm – 10mm.
- Very high quality components and surface finish.
- Italian designed and manufactured.
- Suggested door width up to 700mm, suggested door weight (2 hinges) 35kg.

| Description | Code |
|---------------|-------------|
| Bright Chrome | 19-009 |
| Satin Chrome | 19-010 |
| Gold | Contact NFK |



MICROFLEX GLASS TO GLASS 90°

- Closing position can be adjusted with door hung.
- Suitable for glass 6mm – 10mm.
- Very high quality components and surface finish.
- Italian designed and manufactured.
- Suggested door width up to 700mm, suggested door weight (2 hinges) 35kg.

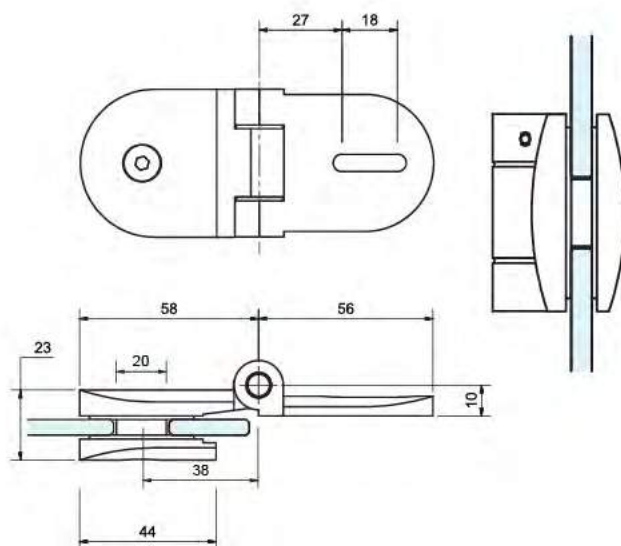
| Description | Code |
|---------------|-------------|
| Bright Chrome | 19-003 |
| Satin Chrome | 19-004 |
| Gold | Contact NFK |



BI-FOLD HINGE – WALL MOUNTED

- Suitable for glass 6mm – 10mm.
- High quality components and surface finish.
- Suggested door weight (2 hinges) 20kg.
- Chrome plated brass.

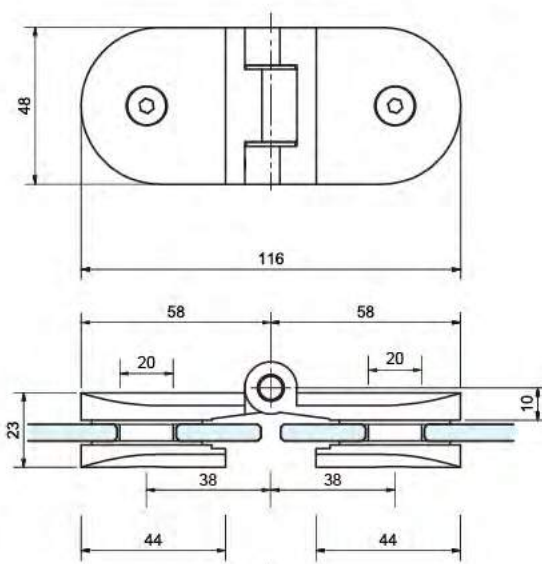
| Description | Code |
|-------------|-----------|
| Chrome | 19-SH/022 |



BI-FOLD

- Suitable for glass 6mm – 10mm.
- High quality components and surface finish.
- Suggested door weight (2 hinges) 20kg.
- Chrome plated brass.

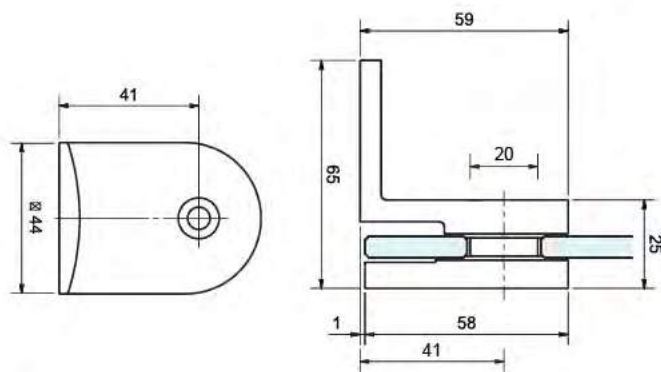
| Description | Code |
|-------------|-----------|
| Chrome | 19-SH/021 |



BI-FOLD HINGE – WALL TO GLASS

- Suitable for glass 6mm – 10mm.
- High quality components and surface finish.
- Suggested door weight (2 hinges) 20kg.
- Chrome plated brass.

| Description | Code |
|-------------|-----------|
| Chrome | 19-SH/020 |

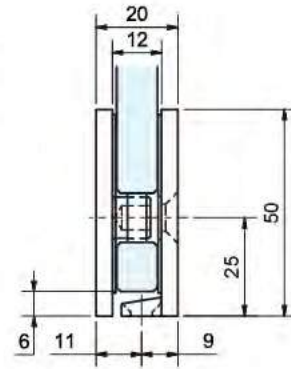
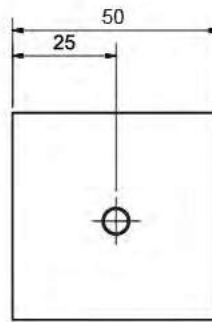




WALL TO GLASS BRACKET

- Glass is thru-bolted.
- Suitable for glass 6mm to 12mm.
- Hole size 20mmø.

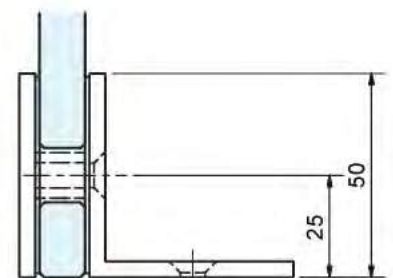
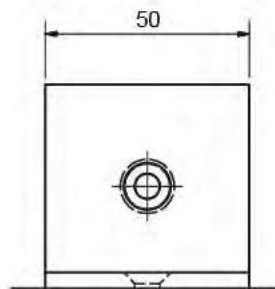
| Description | Code |
|-------------|--------------|
| Chrome | 19-SH/BWGS-C |



WALL TO GLASS L BRACKET

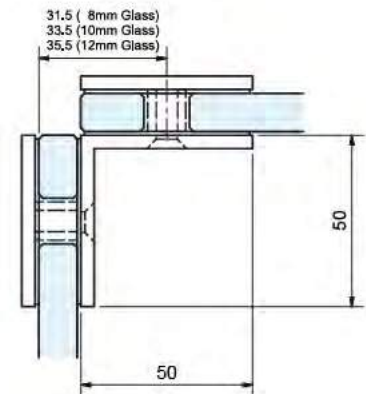
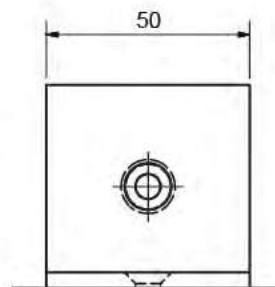
- Suitable for Glass 6mm to 12mm.
- Chrome plated brass.
- Hole size 20mmø.

| Description | Code |
|-------------|-----------------|
| Chrome | 19-SH/BWGS-C-SL |



- Suitable for glass 6mm to 12mm.
- Chrome plated brass.
- Hole size 20mmø.

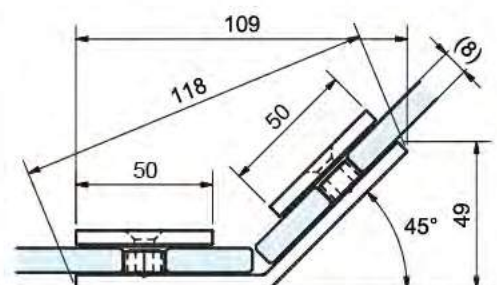
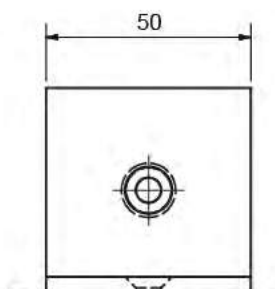
| Description | Code |
|-------------|----------------|
| Chrome | 19-SH/BGG90S-C |



135° GLASS TO GLASS BRACKET

- Suitable for glass 6mm to 12mm.
- Chrome plated brass.
- Hole size 20mmø.

| Description | Code |
|-------------|-----------------|
| Chrome | 19-SH/BGG135S-C |

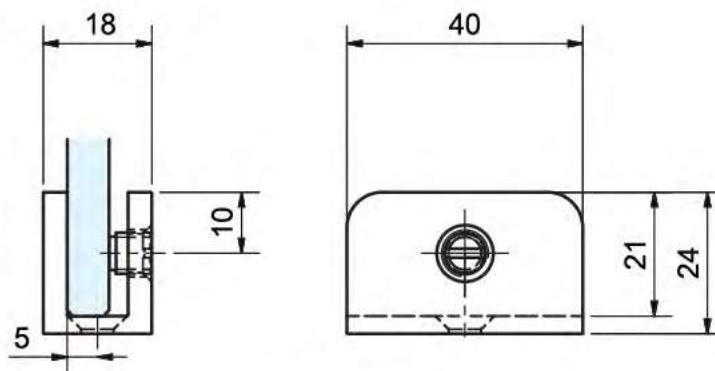




U BRACKET – ROUND CORNER

Compression screw for fast & flexible glass installation.
High quality chrome on brass.

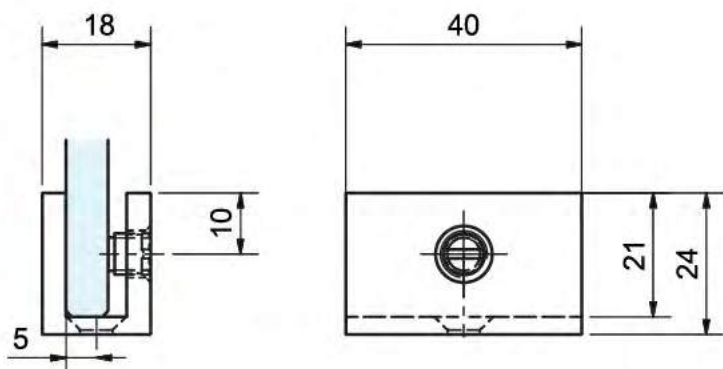
| Description | Code |
|-------------|----------------|
| 6mm | 19-SH/AA-FHB6 |
| 8mm | 19-SH/AA-FHB8 |
| 10mm | 19-SH/AA-FHB10 |
| 12mm | 19-SH/AA-FHB12 |



U BRACKET – SQUARE CORNER

Compression screw for fast & flexible glass installation.
High quality chrome on brass.

| Description | Code |
|-------------|------------------|
| 6mm | 19-SH/AA-FHB6SQ |
| 8mm | 19-SH/AA-FHB8SQ |
| 10mm | 19-SH/AA-FHB10SQ |
| 12mm | 19-SH/AA-FHB12SQ |

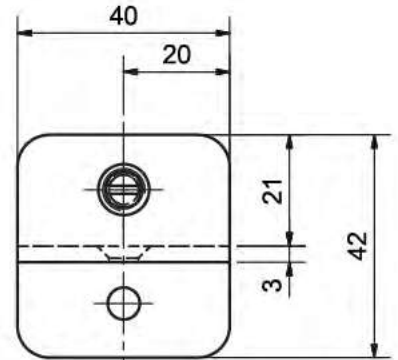
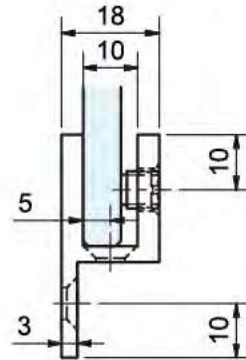




U BRACKET WITH BOTTOM FIXING LEG

- Compression screw for fast & flexible glass installation.
- Offset fixing leg.
- High quality chrome on brass.

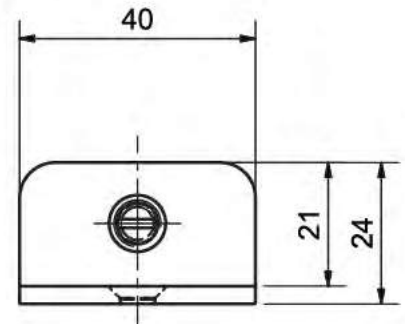
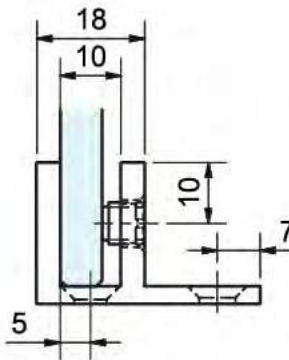
| Description | Code |
|-------------|------------------|
| 10mm | 19-SH/AA-FHB10BL |



U BRACKET WITH SIDE FIXING LEG ROUND CORNER

- Compression screw for fast & flexible glass installation.
- Offset fixing leg.
- High quality chrome on brass.

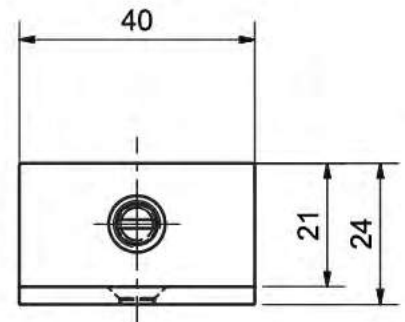
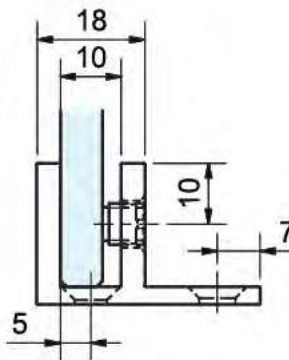
| Description | Code |
|-------------|------------------|
| 10mm | 19-SH/AA-FHB10SL |

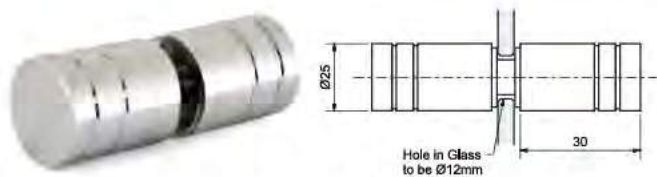


U BRACKET WITH SIDE FIXING LEG SQUARE CORNER

- Compression screw for fast & flexible glass installation.
- Offset fixing leg.
- High quality chrome on brass.

| Description | Code |
|-------------|--------------------|
| 10mm | 19-SH/AA-FHB10SLSQ |

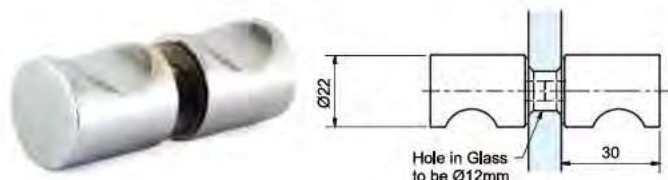




STRAIGHT BARREL KNOB WITH FINGER GROOVE

- 25mm diameter with 2 finger-grip grooves.
- Chrome plated brass.

| Description | Code |
|-------------|------------------|
| Chrome | 19-SH/BKS25-C-30 |



BARREL KNOB WITH FINGER PULL

- 22mm diameter tapered with finger pull.
- Chrome plated brass.

| Description | Code |
|-------------|---------------|
| Chrome | 19-SH/BKG25-C |



D HANDLES

Chrome plated brass or polished stainless steel.

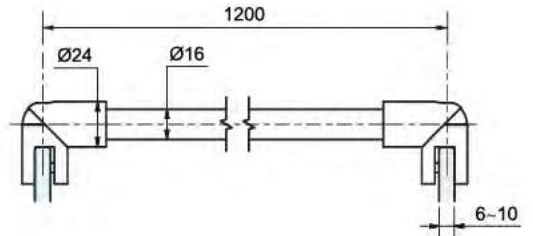
| Description | Code |
|---|----------------|
| Double D Shower Handle 19mm x 150mm Chrome Finish | 19-SH/HDD-C |
| Double D Shower Handle 19mm x 150mm S/S | 19-SH/HDD-PSS |
| Double D Shower Handle 19mm x 150mm x 450mm Chrome Finish | 19-SH/HDDO-C |
| Double D Shower Handle 19mm x 150mm x 450mm S/S | 19-SH/HDDO-PSS |
| Double D Shower Handle 25mm x 250mm Chrome Finish | 19-SH/HDD-002 |
| Double D Shower Handle 25mm x 300mm Chrome Finish | 19-SH/HDD-001 |
| Double D Shower Handle 32mm x 300mm Polished S/S | 19-SH/HDD-003P |
| Double D Shower Offset Handle 32mm x 300mm Polished S/S | 19-SH/HDD-004P |
| Custom Handles | Contact NFK |



GLASS TO GLASS HEADER BAR

- Glass to glass adjustable to any angle.
- Chrome plated brass.
- Standard 1200mm length.
- Custom lengths also available, please contact our office for more information.

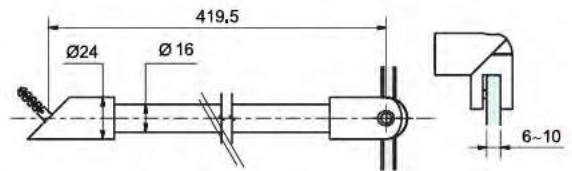
| Description | Code |
|-------------------------------------|-------------|
| Glass to Glass 1200mm Chrome Finish | 19-SH/094 |
| Glass to Glass 420mm Chrome Finish | 19-SH/092 |
| Custom Lengths Chrome Finish | Contact NFK |



WALL TO GLASS 45° HEADER BAR

- Chrome plated brass.
- Custom lengths also available. Call us for more information.

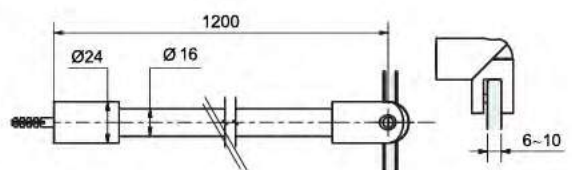
| Description | Code |
|---------------------------------------|-------------|
| Wall to Glass 45° 420mm Chrome Finish | 19-SH/090 |
| Custom Lengths Chrome Finish | Contact NFK |

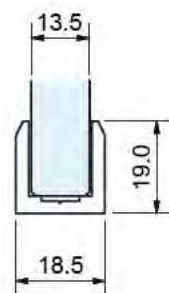



WALL TO GLASS 90° HEADER BAR

- Chrome plated brass.
- Standard 1200mm length.
- Custom lengths also available. Call us for more information.

| Description | Code |
|--|-------------|
| Wall to Glass 90° 1200mm Chrome Finish | 19-SH/091 |
| Custom Lengths Chrome Finish | Contact NFK |

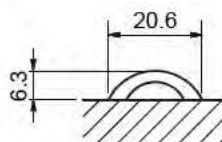





U CHANNEL EXTRUSION

U Channel Aluminium Chrome 8mm-10mm.

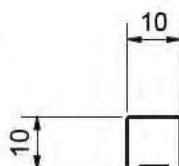

| Description | Code |
|---------------------|-----------|
| U Channel Extrusion | 19-SH/019 |



WATER BAR D PROFILE

- Chrome finished aluminium water bar.
- 20mm wide x 6mm high curved profile with rebated base for silicone.
- Also available in 900mm lengths.

| Description | Code |
|-------------|-----------|
| Water Bar D | 19-SH/000 |



WATER BAR SQUARE PROFILE

- Chrome finished aluminium water bar.
- 20mm x 20mm x 3metre.

| Description | Code |
|--------------|--------------|
| Water Bar SQ | 19-SH/000.01 |

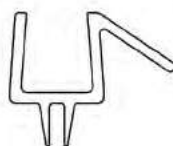
WATERSEALS

NFK stock waterseals to suit glass 6mm, 8mm, and 10mm thick.
Call us for more information.



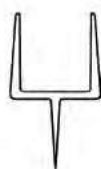
19-SH/002

| Size | Code | QTY | Price |
|------|-----------|-----|-------|
| 6mm | - | | |
| 8mm | - | | |
| 10mm | 19-SH/002 | | |



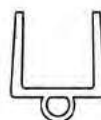
19-SH/003

| Size | Code | QTY | Price |
|------|------------|-----|-------|
| 6mm | 19-SH/0035 | | |
| 8mm | 19-SH/0032 | | |
| 10mm | 19-SH/003 | | |




19-SH/006

| Size | Code | QTY | Price |
|------|-----------|-----|-------|
| 6mm | 19-SH/007 | | |
| 8mm | - | | |
| 10mm | 19-SH/006 | | |



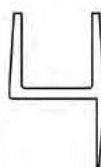
19-SH/008

| Size | Code | QTY | Price |
|------|-----------|-----|-------|
| 6mm | - | | |
| 8mm | - | | |
| 10mm | 19-SH/008 | | |



19-SH/009

| Size | Code | QTY | Price |
|------|-----------|-----|-------|
| 6mm | - | | |
| 8mm | - | | |
| 10mm | 19-SH/009 | | |



19-SH/011

| Size | Code | QTY | Price |
|------|-----------|-----|-------|
| 6mm | - | | |
| 8mm | - | | |
| 10mm | 19-SH/011 | | |

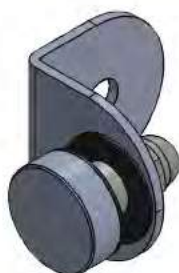


90° FOLDED ANGLE BRACKET – GLASS TO GLASS

- Produced from 316 s/s to a high quality finish.
- Suitable for glass from 6mm to 12mm, please specify thickness when ordering
- Requires min. 20mmØ hole in glass.

50 x 50 x 3mm supplied standard with 32mmØ flat cap. Variations on request.

| Description | Code |
|-----------------|-----------------|
| Satin Finish | 43-101032G90.77 |
| Polished Finish | 43-101032G90.99 |

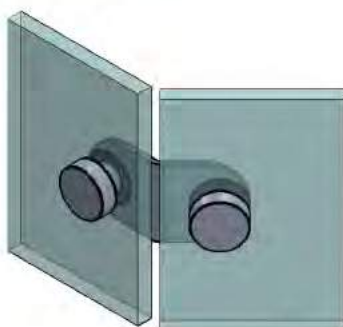


90° FOLDED ANGLE BRACKET – WALL TO GLASS

- Produced from 316 s/s to a high quality finish.
- Suitable for glass from 6mm to 12mm, please specify thickness when ordering
- Requires min. 20mmØ hole in glass.

50 x 50 x 3mm supplied standard with 32mmØ flat cap. Variations on request.

| Description | Code |
|-----------------|---------------|
| Satin Finish | 43-101032W.77 |
| Polished Finish | 43-101032W.99 |

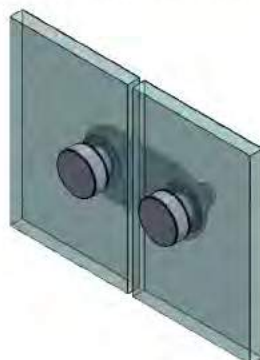


135° FOLDED ANGLE BRACKET – GLASS TO GLASS

- Produced from 316 s/s to a high quality finish.
- Suitable for glass from 6mm to 12mm, please specify thickness when ordering
- Requires min. 20mmØ hole in glass.

30 x 110 x 3mm supplied standard with 32mmØ flat caps Variations on request.

| Description | Code |
|-----------------|------------------|
| Satin Finish | 43-101032G135.77 |
| Polished Finish | 43-101032G135.99 |

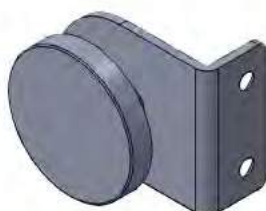


180° FLAT BRACKET – GLASS TO GLASS

- Produced from 316 s/s to a high quality finish.
- Suitable for glass from 6mm to 12mm, please specify thickness when ordering
- Requires min. 16mmØ hole in glass.

50 x 100 x 3mm supplied standard with 32mmØ flat cap. Variations on request.

| Description | Code |
|-----------------|------------------|
| Satin Finish | 43-101032G180.77 |
| Polished Finish | 43-101032G180.99 |



90° FOLDED ANGLE BRACKET – WALL TO GLASS

- Produced from 316 s/s to a high quality finish.
- Suitable for glass from 6mm to 12mm, please specify thickness when ordering
- Requires min. 16mmØ hole in glass.

50 x 20 x 3mm supplied standard with 32mmØ flat cap. Variations on request.

| Description | Code |
|-----------------|---------------|
| Satin Finish | 43-101250W.77 |
| Polished Finish | 43-101250W.99 |

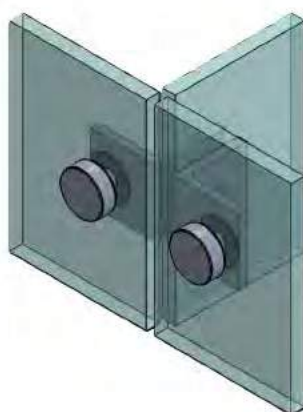


90° ANGLE BRACKET SQ – WALL TO GLASS

- Produced from 316 s/s to a high quality finish.
- Suitable for glass from 6mm to 12mm.
- Requires min. 16mmø hole in glass.

50 x 50 x 6mm equal angle, supplied standard with 32mmø flat cap.
Variations on request.

| Description | Code |
|-----------------|---------------|
| Satin Finish | 43-101132W.77 |
| Polished Finish | 43-101132W.99 |

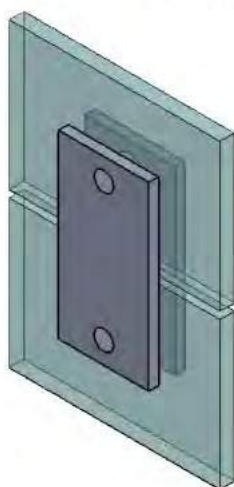


FIN BRACKET

- Produced from 316 s/s to a high quality finish.
- Suitable for glass from 6mm to 12mm.
- Requires min. 16mmø hole in glass.

50 x 50 x 6mm equal angle, supplied standard with 32mmø flat caps.
Variations on request.

| Description | Code |
|-----------------|-----------------|
| Satin Finish | 43-101132FIN.77 |
| Polished Finish | 43-101132FIN.99 |

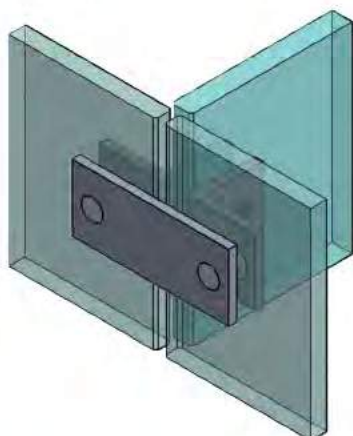


HEAVY DUTY LINK PATCH

- Produced from 316 s/s to a high quality finish.
- Suitable for glass from 6mm to 12mm.
- Requires min. 20mmø hole in glass.

- **50 x 100 x 6mm**
- **CSK Shee-Bolts**

| Description | Code |
|-----------------|------------------|
| Satin Finish | 43-101200G180.77 |
| Polished Finish | 43-101200G180.99 |

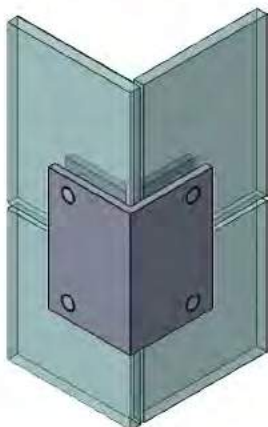


FIN BRACKET WITH FACE PLATE

- Produced from 316 s/s to a high quality finish.
- Suitable for glass from 6mm to 12mm.
- Requires min. 20mmø hole in glass.

- **50 x 50 x 6mm**
- **50 x 120 x 6mm Face Plate (varies with glass thickness)**
- **CSK Shee-Bolts**

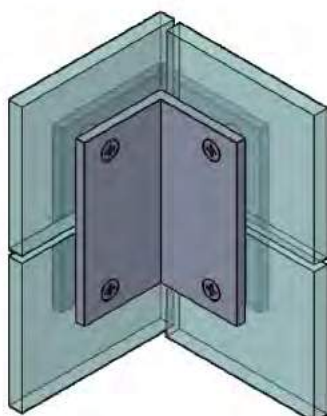
| Description | Code |
|-----------------|-----------------|
| Satin Finish | 43-101100FIN.77 |
| Polished Finish | 43-101100FIN.99 |



STRUCTURAL CORNER PATCH 100 X 100 X 150 – EXTERNAL ANGLE

- Produced from 10mm 316 s/s to a high quality finish.
- Suitable for glass from 6mm to 10mm.
- Requires min. 20mmø hole in glass.

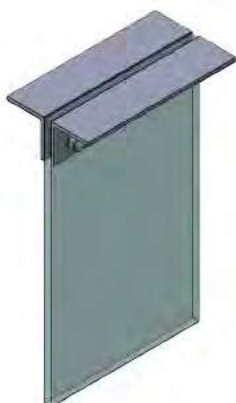
| Description | Code |
|-----------------|------------------|
| Satin Finish | 43-101200GE90.77 |
| Polished Finish | 43-101200GE90.99 |



CORNER PATCH 100 X 100 X 150 – INTERNAL ANGLE

- Produced from 10mm 316 s/s to a high quality finish.
- Suitable for glass from 6mm to 10mm.
- Requires min. 20mmø hole in glass.


| Description | Code |
|-----------------|------------------|
| Satin Finish | 43-101200GI90.77 |
| Polished Finish | 43-101200GI90.99 |



ANGLE BRACKET 75 X 75 X 300

- Produced from 316 s/s to a high quality finish.
- Suitable for glass from 6mm to 10mm.
- Requires min. 20mmø hole in glass.

| Description | Code |
|-----------------|---------------|
| Satin Finish | 43-101100C.77 |
| Polished Finish | 43-101100C.99 |



ANGLE BRACKET 50 X 50 X 300

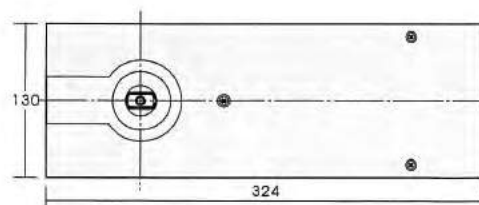
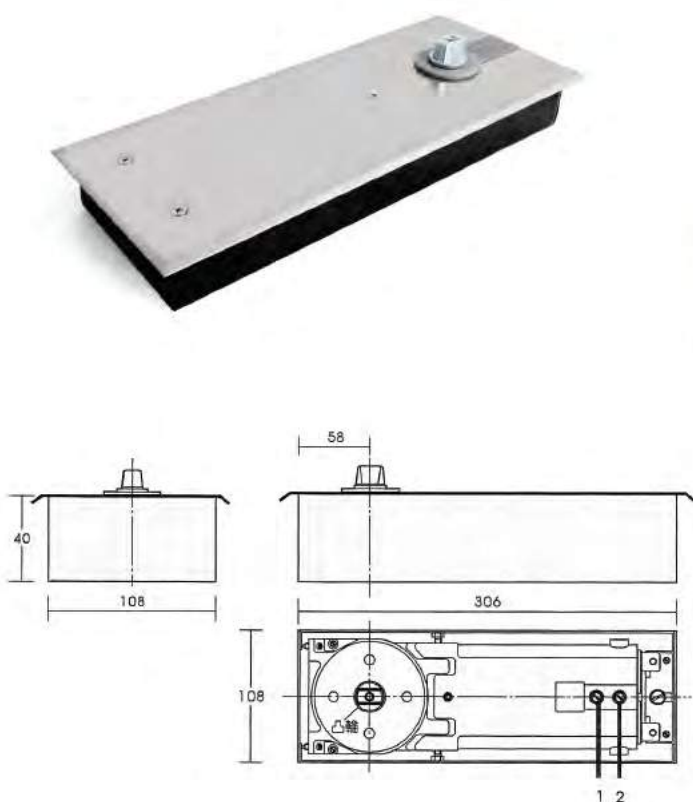
- Produced from 316 s/s to a high quality finish.
- Suitable for glass from 6mm to 10mm.
- Requires min. 20mmø hole in glass.

| Description | Code |
|-----------------|---------------|
| Satin Finish | 43-101100F.77 |
| Polished Finish | 43-101100F.99 |

FLOOR SPRING NON HOLD OPEN LIGHT DUTY MODEL SUITABLE FOR POOL GATES

- Double action floor spring which has been specially developed for the aluminium and toughened glass door industries.
- Specially designed for the movement patterns of double action doors.
- Installation depth of just 40mm is a particular advantage since only a shallow pocket is required.
- Wide range of functions: back-check, mechanical, hold-open.
- Max. door weight up to 180kg.
- Changeable spindale insert available to suit field conditions.

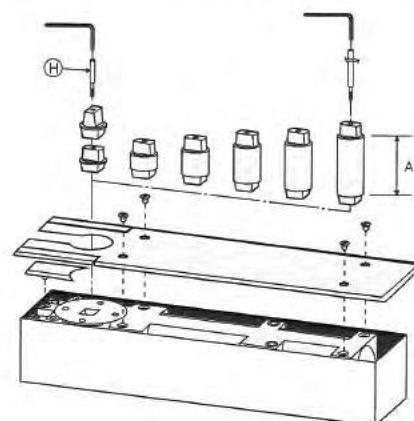
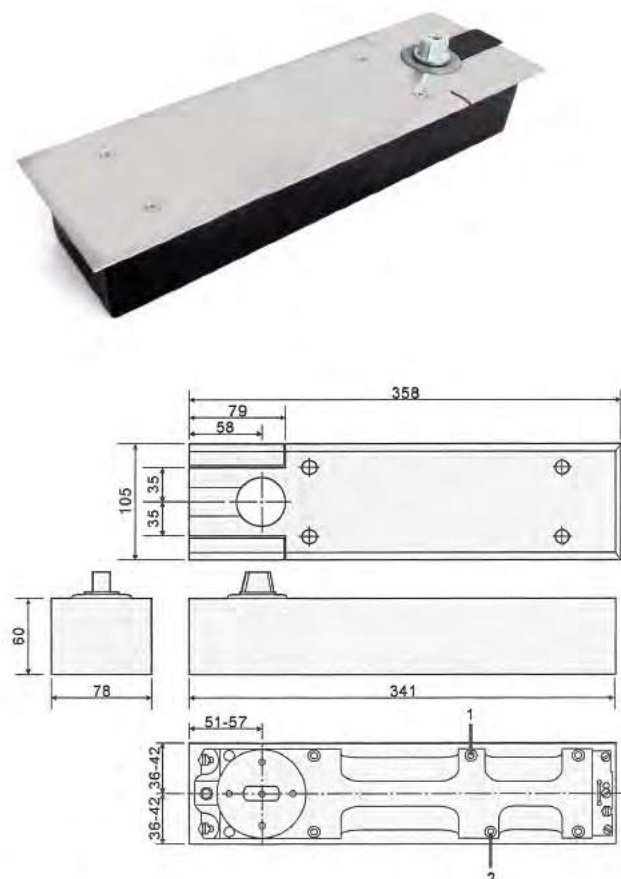
| | Light | Medium | Heavy | Extra Heavy |
|------------------|-----------------|-----------------|-----------------|-----------------|
| Max. Door Width | 950mm | 1050mm | 1250mm | 1300mm |
| Max. Door Weight | 70kg | 110kg | 130kg | 180kg |
| Product Code | 19-0459.212.000 | 19-0459.212.213 | 19-0459.212.214 | 19-0459.212.215 |



FLOOR SPRING HEAVY DUTY

- Non-handed, for single or double action door.
- Changeable spindale insert available to suit field conditions.
- Provided door weight up to 300kg.
- Hold-open angle available for 90° HO, 105° HO
- Mechanical backcheck
- Closing speed variable by valve adjustable
- Max. door opening angle 180°

| | Light | Medium | Heavy | Extra Heavy |
|-------------------|-----------------|-----------------|-----------------|-----------------|
| Closing Force(Nm) | 15 | 34 | 44 | 60 |
| Door Width(mm) | 800 | 800-1200 | 1200-1400 | 1400-1600 |
| Product Code | 19-0459.222.090 | 19-0459.223.090 | 19-0459.224.090 | 19-0459.225.090 |
| | | 19-0459.223.105 | 19-0459.224.105 | 19-0459.225.105 |

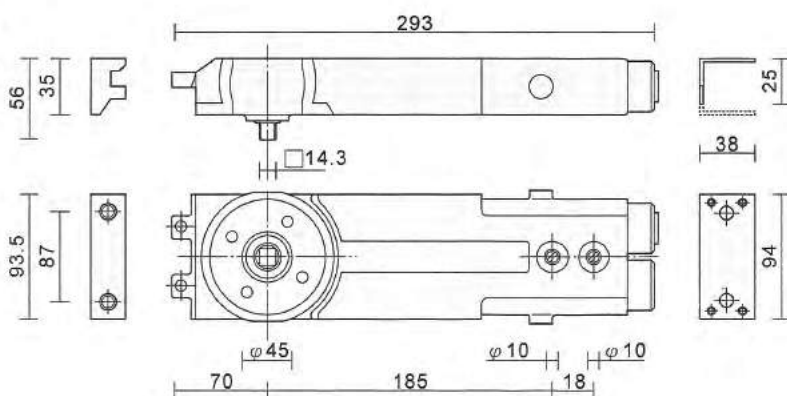
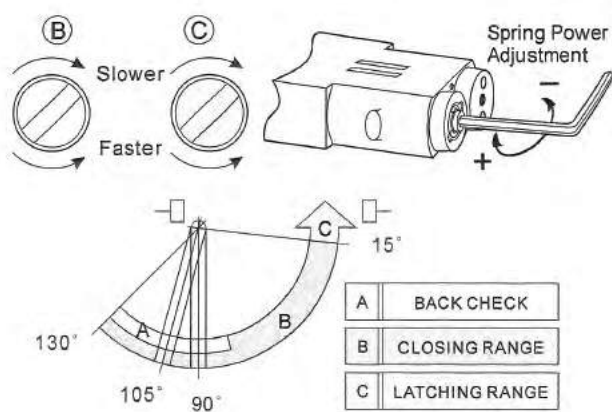


CONCEALED OVERHEAD CLOSER

- Hydraulic conceal closer.
- Adjustable spring power design provide three of power range version, from size 1 to size 3.
- Suitable for ANSI standard.
- Supply less inventory for wider user needs.
- Accessories available for patch fitting.
- Option for 90° or 105° hold open.



| Size | No. of Turns | Direction | Interior Max. Width | Exterior Door Max. Width | Door Weight |
|--------------|--------------|-----------------|---------------------|--------------------------|-------------|
| 1 | 0 | Factory Preset | 30" | 81/2" Opening Force | 15kg-30kg |
| 2 | 3 | Clockwise (+) | 34" | 30" | 15kg-30kg |
| 3 | 9 | Clockwise (+) | 38" | 34" | 25kg-45kg |
| Product Code | | 19-0459.413.105 | | | |



SURFACE MOUNTED HYDRAULIC CLOSER

Surface Mounted Door Closer Adj 2-5

| Description | Code |
|-------------|-----------------|
| Description | 19-0459.615.090 |



TRILOBA TOP HINGE

Triloba is unique in that the top and bottom hinge work in partnership.

The function of the top hinge is to offer breaking resistance, removing the possibility of the door closing faster than the bottom hinge allows.

- Max door weight: 150kg
- Max door width: 1200mm
- Suitable for glass 10mm – 12mm

| Description | Code |
|----------------|------------|
| Chrome Finish | 19-SH/077C |
| Brushed Finish | 19-SH/077 |



TRILOBA BOTTOM HINGE

Triloba is unique in that the top and bottom hinge work in partnership.

The function of the bottom hinge is to offer closing force. Triloba is a double action hinge with stops at +90°, 0° and -90°.

- Max door weight: 150kg
- Max door width: 1200mm
- Suitable for glass 10mm – 12mm

| Description | Code |
|----------------|------------|
| Chrome Finish | 19-SH/076C |
| Brushed Finish | 19-SH/076 |



BILOBA UNICA HYDRAULIC DOOR CLOSER

Installation of a hydraulic door closer for frameless toughened glass doors has never been easier, cleaner or faster. It's no longer necessary to cut out concrete and set closer boxes into the floor, three holes and it's done!

- This unique product is designed and manufactured in Italy and features a miniaturised hydraulic door closer concealed within a corner patch fitting only 56mm high x 165mm long
- No need for messy and time consuming installation of in-ground floor closers
- Aluminium door heads with Concealed Overhead Closers can be totally eliminated
- Don't be fooled by its small size, the Biloba Unica is capable of supporting 100kg of glass door from 8mm to 13.53mm thick
- Both closing and latching speeds are adjustable with the turn of a screw
- Standard kits come complete with a top corner patch and pivot pin, custom kits can be supplied for installation with highlights and sidelights
- Available in satin or polished stainless steel
- Contact NFK to discuss these options and more

| Description | Code |
|-----------------|------------|
| Satin Finish | 19-SH/078 |
| Polished Finish | 19-SH/078C |



BILOBA HINGE WALL TO GLASS OFFSET BACK PLATE 90°

- Manufactured from high quality components and successfully cycle tested for more than 1 million actions
- Italian designed and manufactured with an enviable stamp of quality that is second to none
- Adjustable speed control via one small screw
- FAST and SIMPLE installation
- A pair of wall to glass hinges can carry up to 100kg door weight
- Various surface finishes available
- Available in hold open or non hold open

| Type | Finish | Code |
|---------------|------------------------|------------|
| Non Hold Open | Anodised Finish | 19-SH/072A |
| Non Hold Open | Brushed S/S PVD Coated | 19-SH/072 |
| Non Hold Open | Bright Chrome | 19-SH/072C |
| Hold Open | Brushed S/S PVD Coated | 19-SH/075 |
| Hold Open | Bright Chrome | 19-SH/075C |
| Non Hold Open | Anodised | 19-SH/072A |



BILOBA HINGE WALL TO GLASS FULL BACK PLATE 90°

- Manufactured from high quality components and successfully cycle tested for more than 1 million actions
- Italian designed and manufactured with an enviable stamp of quality that is second to none
- Adjustable speed control via one small screw
- FAST and SIMPLE installation
- A pair of wall to glass hinges can carry up to 100kg door weight
- Various surface finishes available
- Available in hold open or non hold open

| Type | Finish | Code |
|---------------|------------------------|------------|
| Non Hold Open | Anodised Finish | 19-SH/071A |
| Non Hold Open | Brushed S/S PVD Coated | 19-SH/071 |
| Non Hold Open | Bright Chrome | 19-SH/071C |
| Hold Open | Brushed S/S PVD Coated | 19-SH/074 |
| Hold Open | Bright Chrome | 19-SH/074C |
| Non Hold Open | Anodised | 19-SH/071A |



BILOBA HINGE GLASS TO GLASS 180°

- Manufactured from high quality components and successfully cycle tested for more than 1 million actions
- Italian designed and manufactured with an enviable stamp of quality that is second to none
- Adjustable speed control via one small screw
- FAST and SIMPLE installation
- A pair of wall to glass hinges can carry up to 100kg door weight
- Various surface finishes available
- Available in hold open or non hold open

| Type | Finish | Code |
|---------------|------------------------|------------|
| Non Hold Open | Anodised Finish | 19-SH/070A |
| Non Hold Open | Brushed S/S PVD Coated | 19-SH/070 |
| Non Hold Open | Bright Chrome | 19-SH/070C |
| Hold Open | Brushed S/S PVD Coated | 19-SH/073 |
| Hold Open | Bright Chrome | 19-SH/073C |
| Non Hold Open | Anodised | 19-SH/070A |

THE INNOVATIVE SYSTEM FOR SLIDING GLASS DOORS SETS NEW STANDARDS

vitrIS Portavant 120

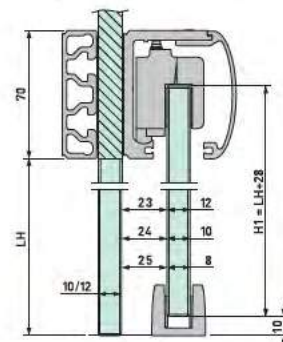
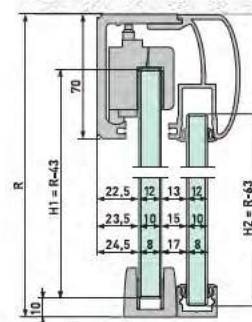
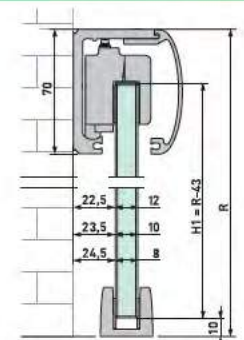
VITRIS PORTAVANT 120 SLIDING DOOR SYSTEM

With a history of producing high quality products that started back in 1889, the Portavant Sliding Glass Door system is yet another innovative example of Willach's commitment to design high quality hardware for the glass industry. Incorporating a patented auto soft-close mechanism, which activates as the door is nearing the closed position, guarantees a controlled stop within millimetres of fixed glass panels or walls. Portavant 120 Sliding doors are capable of carrying up to 4m² of 12mm glass. Combined with the wide range of configurations and track styles available, the options are almost limitless.

- Suitable for 8, 10 or 12mm glass up to 120kg
- Available for Ceiling, Wall or Fixed Glass mounting
- Suitable for Single or Double doors
- Sidelights can be incorporated into the track
- Combinations of Square or Round cover profiles
- Compact track size
- Easy installation
- No cut outs in glass

Technical information for wall and ceiling mounting

| | |
|---|---|
| Door Weight | Up to 80kg with cushioning system Up to 120kg without cushioning system |
| Glass width for sliding door | < 720mm without cushioning system. Between 720mm and 1050mm with max. One cushioning system per sash. >1050mm with max. Two cushioning systems per sash. |
| Glass thickness for sliding door | 8mm / 10mm / 12mm |
| Tempered glass | 8.76mm / 10.76mm / 12.76mm |
| Laminated safety glass | |
| Glass thickness for stationary glazing | 8mm / 10mm / 12mm |
| Tempered glass | 8.76mm / 10.76mm / 12.76mm |
| Laminated safety glass | |
| Available profile lengths | 1996mm, 2996mm, 3996mm, 5996mm as well as fixed lengths (cut to measure) |



THE SOLUTION
FOR SMALL SASH WIDTHS
& WEIGHTS UP TO 60KG

vitrIS Portavant 60

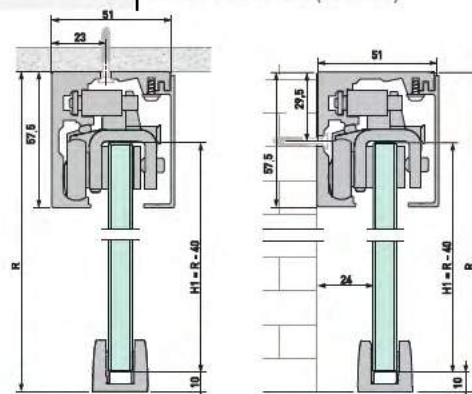
VITRIS PORTAVANT 60 SLIDING DOOR SYSTEM – THE SOLUTION FOR SMALL SASH WIDTHS AND WEIGHTS UP TO 60KG

Portavant 60 is perfectly suited to domestic or light commercial applications, and incorporates Willachs' patented Auto-close feature.

- Suitable for 8 and 10mm glass up to 60kg
- Available for Ceiling or Wall mounting
- Suitable for Single or Double doors
- Square cover profile
- Compact track size
- Easy installation
- No cut outs in glass

Technical information for wall and ceiling mounting

| | |
|---|--|
| Door Weight | Up to 60kg |
| Glass width for sliding door | >380mm |
| Glass thickness for sliding door | 8mm / 10mm |
| Tempered glass | 8.76mm / 10.76mm |
| Laminated safety glass | |
| Available profile lengths | 1996mm, 2496mm, 3996mm, 4996mm as well as fixed lengths (cut to measure) |
| Height-width ratio | The maximum height-width ratio of the sashes is 2.5:1 |
| Roller assemblies | High quality, precise roller bearings with plastic coating. |
| Execution | Always cushioned on both sides, track can be fixed to wall or ceiling. One or two sashes, for right and left hand use, colours EV1 or C31 (brushed). |





SADEV SLIDING DOOR STRONG

The "Strong" sliding door system has unique features that set it apart from the competition. Practical design to assist with installation, precision machined components, the strength to handle doors up to 150kg are some of the features that stand out.

A wide range of door configurations are possible, with only the most common designs shown in this brochure. NFK's ability to custom design and manufacture components to suit this system, make the configuration possibilities endless.

Tracks can be supported from solid walls, glass facades, ceiling hung, or any combination of these.

| Description | Code |
|------------------------------------|--------------|
| Sadev Sliding Door System – Strong | 89-1000.1200 |



SADEV SLIDING DOOR MEDIUM

A lighter weight version of the Strong System, suitable for smaller door weights, the system includes a track mount which simply clamps the track in place, making for faster and more flexible installation.

Utilising the same high quality "Strong" roller carriage, effortless and vibration free door service is guaranteed for years.

Suitable for door weights up to 80kg, allows for a wide scope of installation options

| Description | Code |
|------------------------------------|-------------|
| Sadev Sliding Door System – Medium | 89-000.1300 |



SADEV SLIDING DOOR 'DIRECT'

Suitable for lighter weight doors where a more, refined, minimalist approach is required. While offering a slender carriage design, the system is still capable of carrying doors 2400mm high x 1100mm wide in 10mm toughened glass. Thus making Direct Sliding Door suitable for a wide range of applications.

| Description | Code |
|---|-------------|
| Sadev Sliding Door System – Direct Roller | 89-000.1100 |



SADEV PIVOTING DOOR – 25Ø LONG

The Pivot 25 system revolves around the refined 25mm diameter pivot rod which runs full height of the glass door. Attached are four highly machined nodes which are able to slide along the rod to the desired location, where they will be permanently fixed in place.

Rods can be supplied to suit In-ground or Concealed Overhead Door Closers. Standard assembly is for floor closers.

Supplied in a standard length 2000mm as "kit form" or, cut to length and fully assembled, ready for installation.

All components in the Pivot 25 system are manufactured from 316 stainless steel.

| Description | Code |
|--------------------------------------|-------------|
| Sadev Pivoting Door System – 25 Long | 89-000.2200 |



SADEV PIVOTING DOOR – 25Ø SHORT

The Pivot 25 short system revolves around the 350mm long 25mm diameter pivot rods which connect at the top and bottom of the glass door. Attached are four highly machined nodes which are able to slide along the rod to the desired location, where they will be permanently fixed in place.

Rods can be supplied to suit In-ground or Concealed Overhead Door Closers.

Standard assemble is for floor closers. Supplied in "kit form", ready for installation. All components in the Pivot 25 short system are manufactured from 316 stainless steel.

| Description | Code |
|---------------------------------------|-------------|
| Sadev Pivoting Door System – 25 Short | 89-000.2100 |



SADEV PIVOTING DOOR – 40Ø

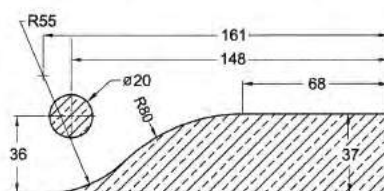
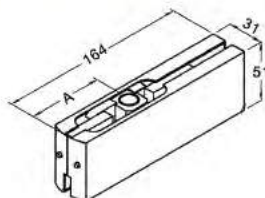
The Pivot 40 system revolves around the high strength 40mm diameter pivot rod which always runs full height of the glass door. Attached are four highly machined nodes which are able to slide along the rod to the desired location, where they will be permanently fixed in place.

Rods can be supplied to suit In-ground or Concealed Overhead Door Closers. Standard assemble is for floor closers.

Supplied in two standard lengths as "kit form" or, cut to length and fully assembly, ready for installation.

All components in the Pivot 40 system are manufactured from 316 stainless steel.

| Description | Code |
|--|-------------|
| Sadev Pivoting Door System – 40 3000mm | 89-000.2300 |

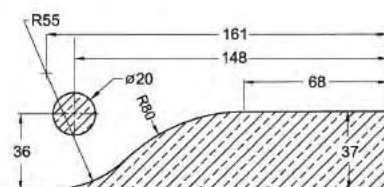
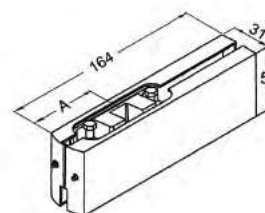


TOP CORNER PATCH

Strong, high quality corner patch for frameless glass doors. Comes with standard pivot block for ceiling mounted free pivot.

- Set up for glass 10mm to 12mm.
- 316 s/s Covers.
- Available for other glass thicknesses on request.

| Description | Code |
|-------------|-----------|
| Satin | 19-036.77 |
| Polished | 19-036.99 |

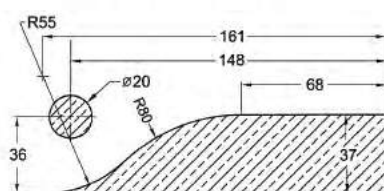
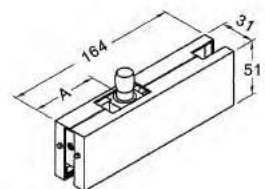


TOP CORNER PATCH TO SUIT COC

Strong, high quality corner patch for frameless glass doors. Comes with square pivot block for COC Closer

- Set up for glass 10mm to 12mm.
- 316 s/s Covers.
- Available for other glass thicknesses on request.

| Description | Code |
|-------------|------------|
| Satin | 19-0362.77 |
| Polished | 19-0362.99 |

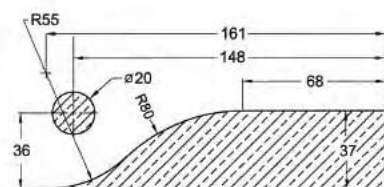
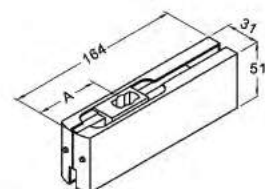


HIGH-LITE PIVOT PATCH

Fixes to high-lite glass to enable use of a Top Corner patch. Can be fixed off to a side wall for additional support.

- Set up for glass 10mm to 12mm.
- 316 s/s Covers.
- Available for other glass thicknesses on request.

| Description | Code |
|-------------|-----------|
| Satin | 19-038.77 |
| Polished | 19-038.99 |

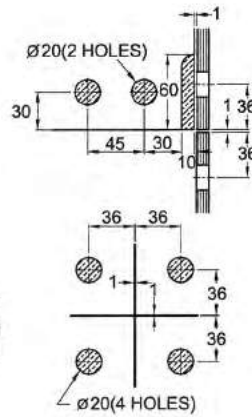
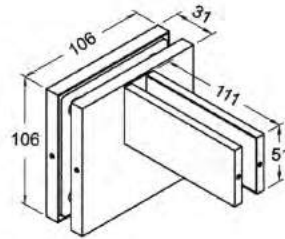


BOTTOM CORNER PATCH

Strong, high quality corner patch for frameless glass doors. Comes standard with pivot block for Floor Springs or Heavy Duty Free Pivot.

- Set up for glass 10mm to 12mm.
- 316 s/s Covers.
- Available for other glass thicknesses on request.

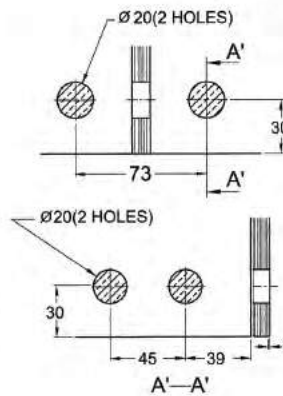
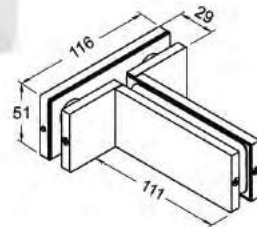
| Description | Code |
|-------------|-----------|
| Satin | 19-037.77 |
| Polished | 19-037.99 |



FOUR WAY FIN LINK PATCH

Ties four panels of glass together with the addition of a return leg for a suspended fin.

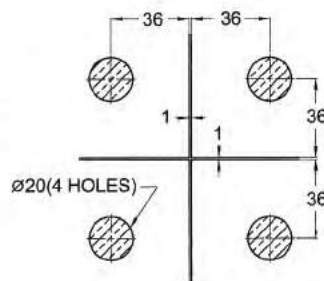
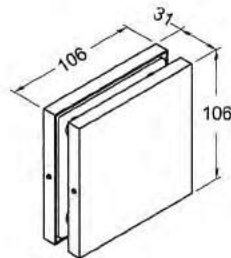
| Description | Code |
|----------------------------------|------------|
| Four Way Fin Link Patch Satin | 19-0382.77 |
| Four Way Fin Link Patch Polished | 19-0382.99 |



FIN LINK PATCH

Ties two glass panels together with an additional leg to fix to a glass fin or flat bar post.

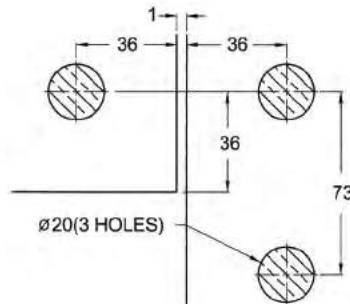
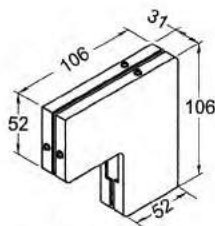
| Description | Code |
|-------------------------|------------|
| Fin Link Patch Satin | 19-0388.77 |
| Fin Link Patch Polished | 19-0388.99 |



FOUR WAY LINK PATCH

Ties four panels of glass together, without the aid of a fin connection.

| Description | Code |
|------------------------------|------------|
| Four Way Link Patch Satin | 19-0383.77 |
| Four Way Link Patch Polished | 19-0383.99 |



CORNER LINK PATCH

Corner Patch for Highlite-Sidelite connection, with a removable door stop.

| Description | Code |
|----------------------------|------------|
| Corner Link Patch Satin | 19-0384.77 |
| Corner Link Patch Polished | 19-0384.99 |

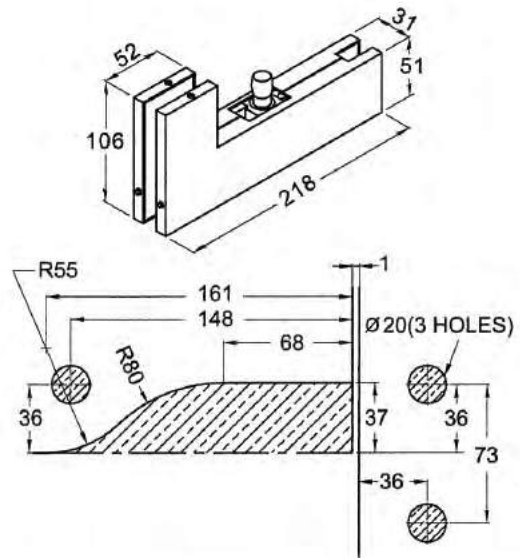


CORNER LINK PATCH WITH PIVOT

Corner Patch for Sidelite and Highlite with a top pivot to receive a standard top corner patch 19-036.99.

Patch is not handed and Pivots can be removed and replaced with a Door stop if required.

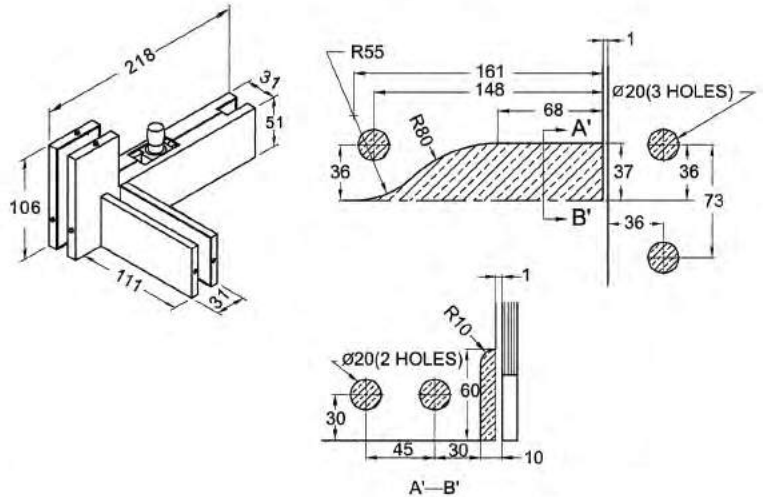
| Description | Code |
|-------------|------------|
| Satin | 19-0385.77 |
| Polished | 19-0385.99 |



CORNER FIN LINK PATCH WITH PIVOT – LEFT HAND

Corner Patch for Sidelite / Highlite / Fin with a top pivot to receive a standard top corner patch 19-036.99. Patch is handed. Pivots can be removed and replaced with a Door stop if required.

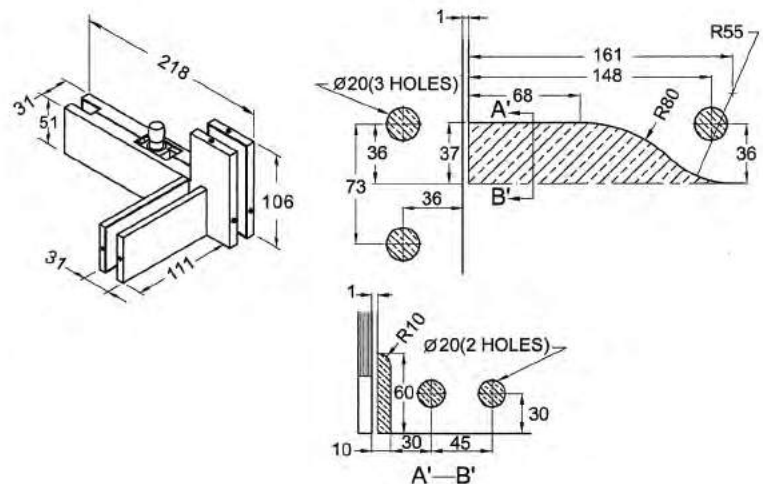
| Description | Code |
|-------------|------------|
| Satin | 19-0386.77 |
| Polished | 19-0386.99 |



CORNER FIN LINK PATCH WITH PIVOT – RIGHT HAND

Corner Patch for Sidelite / Highlite / Fin with a top pivot to receive a standard top corner patch 19-036.99. Patch is handed. Pivots can be removed and replaced with a Door stop if required.

| Description | Code |
|-------------|------------|
| Satin | 19-0387.77 |
| Polished | 19-0387.99 |





STAINLESS STEEL HANDLES

- NFK offers fast turn-around on custom made and in-store straight handles
- We can custom make handles to specific lengths, with the quantity and position of standoff centres altered as required
- Available in single, equal back to back pairs or long & short back to back pairs
- Available in 32mmOD as standard, 38mmOD round and 38mm x 38mm square handles can be custom made to suit your requirements
- Quality 316 stainless steel in satin or mirror polished
- Handles can be manufactured and shipped the same day they are ordered, so next time you need a good quality custom made handle, keep NFK in mind!

| Description | Code |
|-------------------------------|---------------------|
| Handle H 32OD x 450x300c/c | 19-SH/H32-450-300 |
| Handle H 32OD x 600x425c/c | 19-SH/H32-600-425 |
| Handle H 32OD x 800x600c/c | 19-SH/H32-800-600 |
| Handle H 32OD x 1000-850c/c | 19-SH/H32-1000-850 |
| Handle H 32OD x 1200-1000c/c | 19-SH/H32-1200-1000 |
| Handle H 32OD x 1800-1200c/c | 19-SH/H32-1800-1200 |
| Handle H 32OD x Custom Length | 19-SH/HCUSTOM32 |
| Handle H 38OD x Custom Length | 19-SH/HCUSTOM38 |



SLIDING GLASS DOOR PULL

Portavant combines the innovative cushioning system with self-closing mechanism with the traditional Willach characteristics "ease of assembly" and "delivery reliability". These low profile finger pulls are ideal for sliding glass doors. Machined from stainless steel.

For 50mm diameter drill hole. Glass thickness 8mm to 10mm.

| Description | Code |
|-------------|--------|
| Satin | 88-261 |
| Polished | 88-260 |



PATCH LOCK – PASSAGEWAY SET

- Genuine Lockwood backset
- Fire escape & dead bolt options
- Custom made to suit your requirements
- 316 stainless steel covers
- To suit sliding & pivoting doors
- Left or right handed
- Bottom corner patch locks also available
- Keyed alike options available
- Contact NFK to discuss design options

| Description | Code |
|-------------------------------|------------|
| Patch Lock Receiver, Satin | 19-0417.77 |
| Patch Lock Receiver, Polished | 19-0417.77 |
| Patch Lock Custom Passageway | 19-0416.77 |



PATCH LOCK – PASSAGEWAY SET

- Genuine Lockwood backset
- Fire escape & dead bolt options
- Custom made to suit your requirements
- 316 stainless steel covers
- To suit sliding & pivoting doors
- Left or right handed
- Bottom corner patch locks also available
- Keyed alike options available
- Contact NFK to discuss design options

| Description | Code |
|-------------------------------|------------|
| Patch Lock Receiver, Satin | 19-0417.77 |
| Patch Lock Receiver, Polished | 19-0417.99 |
| Patch Lock Custom Passageway | 19-0416.77 |



PATCH LOCK – DEADLOCK

- Genuine Lockwood backset
- Fire escape & dead bolt options
- Custom made to suit your requirements
- 316 stainless steel covers
- Side or corner mount
- Left or right handed
- Available for sliding doors on request
- Keyed alike options available
- Contact NFK to discuss design options

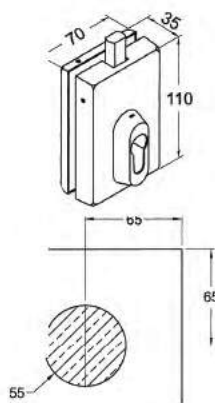
| Description | Code |
|-------------------------------|------------|
| Patch Lock Custom | 19-0414.77 |
| Patch Lock Receiver, Satin | 19-0415.77 |
| Patch Lock Receiver, Polished | 19-0415.99 |



PATCH LOCK – DEADLOCK WITH FIRE ESCAPE

- Genuine Lockwood backset
- Fire escape handle
- Custom made to suit your requirements
- 316 stainless steel covers
- To suit sliding & pivoting doors
- Left or right handed
- Bottom corner patch locks also available
- Keyed alike options available
- Contact NFK to discuss design options

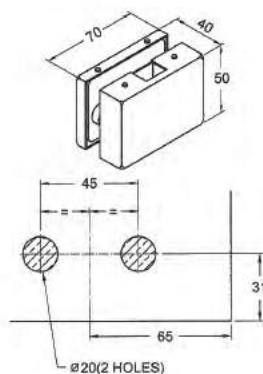
| Description | Code |
|-------------------------------|------------|
| Patch Lock Custom | 19-0414.77 |
| Patch Lock Receiver, Satin | 19-0415.77 |
| Patch Lock Receiver, Polished | 19-0416.99 |



PATCH LOCK WITH SQUARE THROW PIN

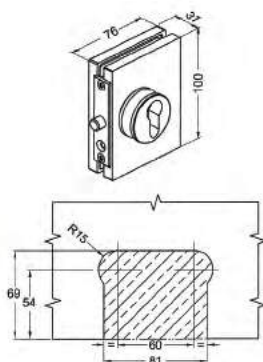
Can be used vertically or horizontally. Standard lock is supplied with a key/snib cylinder. Other configurations are available on request.

| Description | Code |
|-------------|------------|
| Satin | 19-0412.77 |
| Polished | 19-0412.99 |



LOCK RECEIVER PATCH TO SUIT LOCK 19-0412

| Description | Code |
|-------------|------------|
| Satin | 19-0432.77 |
| Polished | 19-0432.99 |

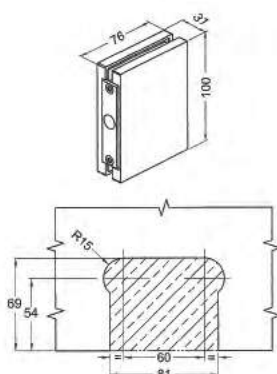


PATCH LOCK WITH ROUND THROW PIN

Can be used vertically or horizontally. Standard lock is supplied with a key / snib cylinder. Other configurations are available on request.

This lock has a round finger pull escutcheon, suitable for large showcases where a handle is required.

| Description | Code |
|-------------|------------|
| Satin | 19-0413.77 |
| Polished | 19-0413.99 |



LOCK RECEIVER PATCH TO SUIT LOCK 19-0413

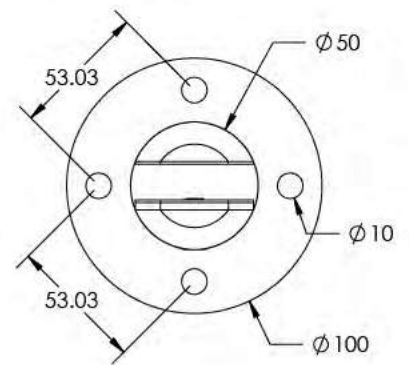
| Description | Code |
|-------------|------------|
| Satin | 19-0433.77 |
| Polished | 19-0433.99 |



Without Cover Ring



With Cover Ring

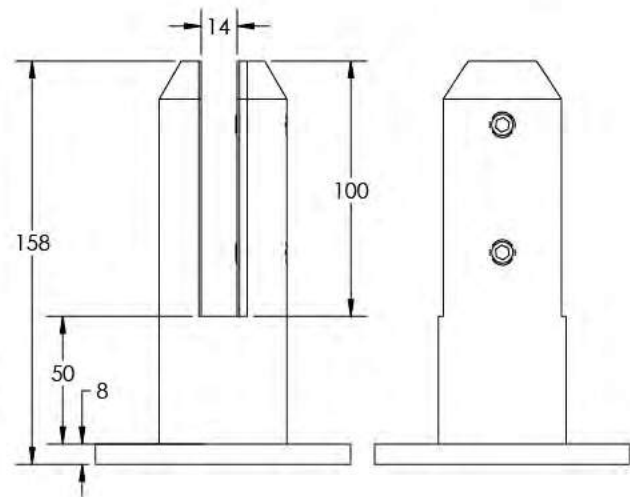


50MMØ SURFACE MOUNT

NFK Round Spigots are produced from high quality 316 stainless steel. Surface mount versions can be bolted down quickly to any suitable surface. Glass is held securely by tightening two grub screws onto a pressure plate, ensuring full contact between the spigot side plates and the glass.

- Material: 316 stainless steel.
- Suitable for glass 10mm – 12mm.
- No holes required in glass.
- Cover ring supplied.

| Description | Code |
|-------------------------------------|------------|
| 50mmØ Spigot Surface Mount Polished | 19-0224.99 |
| 50mmØ Spigot Surface Mount Satin | 19-0224.77 |

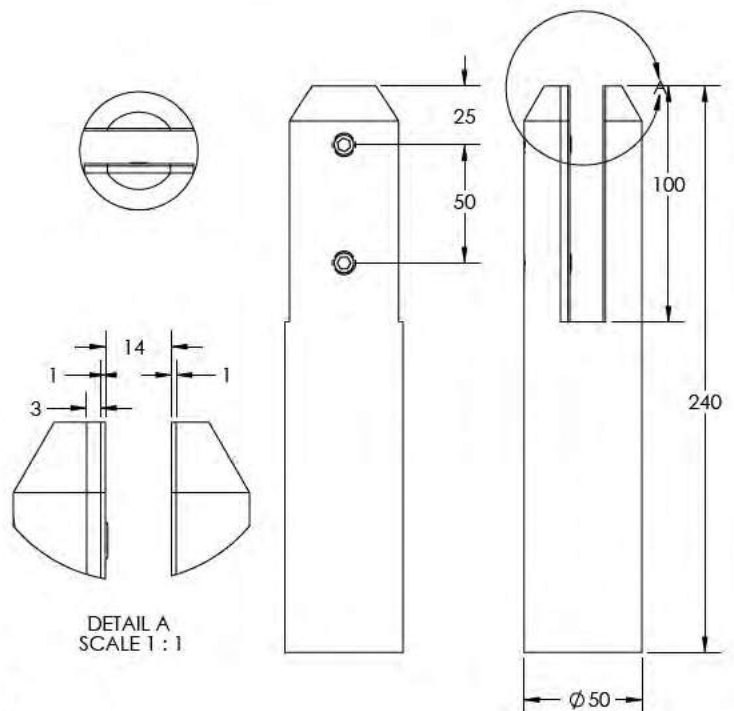


50MMØ CORE DRILLED

NFK Round Spigots are produced from high quality 316 stainless steel. Suitable for grouting into concrete. Glass is held securely by tightening two grub screws onto a pressure plate, ensuring full contact between the spigot side plates and the glass.

- Material: 316 stainless steel.
- Suitable for glass 10mm – 12mm.
- No holes required in glass.
- Cover ring supplied.

| Description | Code |
|------------------------------------|------------|
| 50mmØ Spigot Core Drilled Polished | 19-0223.99 |
| 50mmØ Spigot Core Drilled Satin | 19-0223.77 |



NFK's unique range of Pool Gate Locks are suitable for a number of gate configurations. Installed with the use of structural silicone, there is no need for holes in the glass, therefore making the installation fast and simple. NFK pool gate locks are manufactured from 316 Stainless Steel and utilise the common Magna Latch.



GLASS TO GLASS LOCK 180°

- The 180° lock is used where the fixed panel and the gate are in line.
- Manufactured at NFK from 316 stainless steel.

| Description | Code |
|-----------------------------------|----------|
| Glass to Glass Lock 180° Satin | 19-0295 |
| Glass to Glass Lock 180° Polished | 19-0295P |



GLASS TO GLASS LOCK FOR 90° EXTERNAL CORNERS

- The 90° external lock is used where the fixed panel and the gate meet in a 90° corner, and the gate swings outward from the corner.
- Manufactured at NFK from 316 stainless steel.

| Description | Code |
|---------------------------------|----------|
| Glass to Glass Out 90° Satin | 19-0296 |
| Glass to Glass Out 90° Polished | 19-0296P |



GLASS TO GLASS LOCK FOR 90° INTERNAL CORNERS

- The 90° internal lock is used where the fixed panel and the gate meet in a 90° corner, and the gate swings inward from the corner.
- Manufactured at NFK from 316 stainless steel.

| Description | Code |
|--------------------------------|----------|
| Glass to Glass In 90° Satin | 19-0297 |
| Glass to Glass In 90° Polished | 19-0297P |



WALL TO GLASS LOCK

- Designed for gates that close against a wall or post. The same style can also be supplied for mounting to round posts or wall/post corners.
- Manufactured at NFK from 316 s/s

| Description | Code |
|------------------------|----------|
| Wall to Glass Satin | 19-0305 |
| Wall to Glass Polished | 19-0305P |

PRE-ASSEMBLED STANDOFFS



Each Standoff comes pre-assembled and includes:

- Flat cap, thermal break washers & bush, body, adjustable wall fixing plate.
- Manufactured from 316 stainless steel.
- Moulded washers that won't slip out the side of the cap or body when tightened.
- Length adjustable bodies to assist with glass alignment.
- Slotted wall fixing plates enable adjustment of up to 10mm in any direction.
- High quality CNC machined satin finish or bright mirror polished finish available.

DON'T FORGET!

Although these Standoffs come pre-assembled, we're still machining custom sizes and designs locally – all day, every day.

If you have specific requirements or want something unique, let us machine it for you in Brisbane!

| | | 10mm | 20mm | 30mm | 40mm | 50mm |
|------------------------|-----------------|----------------|----------------|----------------|----------------|----------------|
| 19mmø Standoffs | Satin Finish | 41-4106.110.77 | 41-4106.120.77 | 41-4106.130.77 | 41-4106.140.77 | 41-4106.150.77 |
| | Polished Finish | 41-4106.110.99 | 41-4106.120.99 | 41-4106.130.99 | 41-4106.140.99 | 41-4106.150.99 |
| 25mmø Standoffs | Satin Finish | 41-4106.210.77 | 41-4106.220.77 | 41-4106.230.77 | 41-4106.240.77 | 41-4106.250.77 |
| | Polished Finish | 41-4106.210.99 | 41-4106.220.99 | 41-4106.230.99 | 41-4106.240.99 | 41-4106.250.99 |
| 32mmø Standoffs | Satin Finish | | | 40-4106.77 | | 40-4107.77 |
| | Polished Finish | | | 40-4106.99 | | 40-4107.99 |
| 38mmø Standoffs | Satin Finish | | | 40-4108.77 | | 40-4109.77 |
| | Polished Finish | | | 40-4108.99 | | 40-4109.99 |
| 50mmø Standoffs | Satin Finish | | | 40-4110.101.77 | | 40-4110.102.77 |
| | Polished Finish | | | 40-4110.101.99 | | 40-4110.102.99 |

SCREW FIX STANDOFFS

Each Standoff comes pre-assembled and includes:

Flat cap, thermal break washers & thread bush, stud, body and stainless steel lag screw.

- Manufactured from 316 stainless steel.
- High quality CNC machined satin finish or bright mirror polished finish available.

Optional fixings available include:

- Threaded rod for chem-setting, masonry anchors, cavity wall toggles (for light weight applications)

DON'T FORGET!

Although these Standoffs come pre-assembled, we're still machining custom sizes and designs locally – all day, every day.

If you have specific requirements or want something unique, let us machine it for you in Brisbane!



| 19mmø x 25mm Screw Fix | | 38mmø x 30mm Screw Fix | | 50mmø x 30mm Screw Fix | |
|--------------------------------|-----------------------------------|-----------------------------|--------------------------------|--------------------------------|-----------------------------------|
| Satin Finish 40-4106.125.77 | Polished Finish 40-4106.125.99 | Satin Finish 40-41081.77 | Polished Finish 40-41081.99 | Satin Finish 40-4110.131.77 | Polished Finish 40-4110.131.99 |

ADJUSTABLE STANDOFFS

Each Standoff comes pre-assembled and includes:

Flat cap, thermal break washers & bush, body, adjustable wall fixing plate.

- Moulded washers that won't slip out the side of the cap or body when tightened
- Length adjustable bodies to assist with glass alignment.
- Slotted wall fixing plates enable adjustment of up to 10mm in any direction.
- High quality 316 stainless steel with either CNC machined satin finish or bright polished finish.

Optional fixings available include:

- Threaded rod for chem-setting, coach bolts, masonry anchors, cavity wall togg (for light weight applications), thread with nut/washer.

Please specify and order fixings separately.

DON'T FORGET!

Although these Standoffs come pre-assembled, we're still machining custom sizes and designs locally – all day, every day. If you have specific requirements or want something unique, let us machine it for you in Brisbane!



| QTY | 38mmø x 30mm Adjustable | | 38mmø x 50mm Adjustable | | 50mmø x 30mm Adjustable | | 50mmø x 50mm Adjustable | |
|-----|-------------------------|-----------------|-------------------------|-----------------|-------------------------|-----------------|-------------------------|-----------------|
| | Satin | Polished Finish | Satin Finish | Polished Finish | Satin Finish | Polished Finish | Satin Finish | Polished Finish |
| | 40-4108.77 | 40-4108.99 | 40-4109.77 | 40-4109.99 | 40-4110.130.77 | 40-4110.130.99 | 40-4110.150.77 | 40-4110.150.99 |



GLASS GATE AND FENCE HARDWARE



STANDOFF BODIES

- Australian manufactured.
- Made from high quality 316 Stainless Steel.
- All 19mm & 25mm bodies are machined with M6 threads.
- All 32mm & 38mm bodies are machined with M10 threads.
- All 50mm bodies are machined with M12 threads.

| | 19mmØ | | 25mmØ | | 32mmØ | | 38mmØ | | 50mmØ | |
|-------------|------------|------------|------------|------------|------------|------------|------------|------------|------------|------------|
| Body Length | Satin | Polished | Satin | Polished | Satin | Polished | Satin | Polished | Satin | Polished |
| 10mm | 40-0401.77 | 40-0401.99 | 40-0501.77 | 40-0501.99 | 40-0601.77 | 40-0601.99 | 40-0701.77 | 40-0701.99 | 40-0801.77 | 40-0801.99 |
| 20mm | 40-0402.77 | 40-0402.99 | 40-0502.77 | 40-0502.99 | 40-0602.77 | 40-0602.99 | 40-0702.77 | 40-0702.99 | 40-0802.77 | 40-0802.99 |
| 30mm | 40-0403.77 | 40-0403.99 | 40-0503.77 | 40-0503.99 | 40-0603.77 | 40-0603.99 | 40-0703.77 | 40-0703.99 | 40-0803.77 | 40-0803.99 |
| 40mm | 40-0404.77 | 40-0404.99 | 40-0504.77 | 40-0504.99 | 40-0604.77 | 40-0604.99 | 40-0704.77 | 40-0704.99 | 40-0804.77 | 40-0804.99 |
| 50mm | 40-0405.77 | 40-0405.99 | 40-0506.77 | 40-0506.99 | 40-0607.77 | 40-0607.99 | 40-0705.77 | 40-0705.99 | 40-0805.77 | 40-0805.99 |



STANDOFF TIGHTENING TOOL

Manufactured in Australia by NFK, this simple little tool is a must for anyone using standoff fixings.

Quickly hooks into the side hole on our standoff caps to assist with tightening. Removable pins can be replaced with ease as required.

| Description | Code |
|-------------|---------|
| 25mm | 40-1599 |
| 32mm | 40-1600 |
| 38mm | 40-1601 |
| 50mm | 40-1602 |



FLAT CAP

The most commonly used cap on the market.
Precision machined to produce a very fine satin finish.
Manufactured from high quality 316 stainless steel.
All caps are 10mm thick.
NFK can custom machine caps in any quantity and to any design.

| Description | 19Ø | 25Ø | 32Ø | 38Ø | 50Ø |
|-----------------|------------|------------|------------|------------|------------|
| Thread Size | M6 | M6 | M10 | M10 | M12 |
| Mirror Polished | 40-0102.99 | 40-0103.99 | 40-0105.99 | 41-0107.99 | 40-0109.99 |
| Satin Finish | 40-0102 | 41-0103 | 41-0105 | 41-0107 | 40-0109 |



DOME CAP

All machined in Australia from 316 stainless steel.
Precision machined to produce a very fine satin finish.
NFK can custom machine caps in any quantity and to any design.

| Description | 19Ø | 25Ø | 32Ø | 38Ø | 50Ø |
|-----------------|------------|------------|------------|------------|------------|
| Thread Size | M6 | M6 | M10 | M10 | M12 |
| Mirror Polished | 40-0111.99 | 40-0112.99 | 40-0113.99 | 40-0114.99 | 40-0120.99 |
| Satin Finish | 40-0111 | 40-0112 | 40-0113 | 40-0114 | 40-0120 |



FLAT CAP WITH BOSS

This cap is the same style as our standard flat cap with the addition of a threaded boss which protrudes from the back, offering increased strength & adjustability.
Manufactured from high quality 316 stainless steel.

* Locally manufactured on request

| Description | 19Ø | 25Ø | 32Ø | 38Ø | 50Ø |
|-----------------|-----|-----|-----|-----|----------|
| Thread Size | M6 | M6 | M10 | M10 | M12 |
| Mirror Polished | * | * | * | * | 40-0116P |
| Satin Finish | * | * | * | * | 40-0116 |



CONE CAP

Designed for applications where foot holds are of concern.
Being 20mm thick, the internal thread length is increased over standard caps.
Manufactured from high quality 316 stainless steel.

* Locally manufactured on request

| Description | 19Ø | 25Ø | 32Ø | 38Ø | 50Ø |
|-----------------|-----|-----|-----|-----|----------|
| Thread Size | M6 | M6 | M10 | M10 | M12 |
| Mirror Polished | * | * | * | * | 40-0197P |
| Satin Finish | * | * | * | * | 40-0197 |



CSK TAPERED FLAT CAP

The taper on the face of this cap creates a low profile appearance, while retaining its strength. NFK supply all 316 stainless steel Countersink Bolts with the face machined to match the cap finish. Manufactured from high quality 316 stainless steel

| Description | 190 | 250 | 320 | 380 | 500 |
|-----------------|-----|-----|-------------|-------------|-------------|
| Thread Size | M6 | M6 | M10 | M10 | M12 |
| Mirror Polished | | | 40-01983.99 | 40-01982.99 | 40-01981.99 |
| Satin Finish | | | 40-01983.77 | 40-01982.77 | 40-01981.77 |



CSK FLAT CAP

Classic flat countersunk cap. Modified versions of this cap can be produced locally. Manufactured from high quality 316 stainless steel. NFK supply all 316 stainless steel Countersink Bolts with the face machined to match the cap finish.

* Locally manufactured on request

| Description | 190 | 250 | 320 | 380 | 500 |
|-----------------|-----|-----|------------|------------|------------|
| Thread Size | M6 | M6 | M10 | M10 | M12 |
| Mirror Polished | * | * | 40-0201.99 | 40-0202.99 | 40-0200.99 |
| Satin Finish | * | * | 40-0201 | 40-0202 | 40-0200 |



DOME CAP WITH CONCEALED FIXING

All machined in Australia from 316 stainless steel. A versatile cap that can be fixed with any countersink fastener.

* Locally manufactured on request

| Description | 190 | 250 | 320 | 380 | 500 |
|-----------------|-----|-----|------------|------------|------------|
| Thread Size | M6 | M6 | M10 | M10 | M12 |
| Mirror Polished | * | * | 40-4103.99 | 40-4104.99 | 40-4101.99 |
| Satin Finish | * | * | 40-4103 | 40-4104 | 40-4101 |





FLUSH FIT CAP

Suitable for use with standard M6 Countersink bolt or fittings with similar head dimensions and profile.

| Description | Code |
|---|------------|
| Flush Fit Cap 25Ø, Minimum Glass Thickness 6mm | 40-0203.6 |
| Flush Fit Cap 25Ø, Minimum Glass Thickness 10mm | 40-0203 |
| Flush Fit Cap 32Ø, Minimum Glass Thickness 10mm | 40-0203.32 |
| Flush Fit Cap 38Ø, Minimum Glass Thickness 10mm | 40-0203.38 |



CSK BUSH

Made in Australia

| Description | Code |
|----------------------------|---------|
| Suitable for M8 CSK Bolts | 40-0206 |
| Suitable for M10 CSK Bolts | 40-0204 |
| Suitable for M12 CSK Bolts | 40-0205 |





THREADED STUD (SHORT)

Typically used for connecting caps to body when assembling standoffs from loose components.

| Description | 20mm | 25mm | 30mm | 35mm | 40mm |
|-------------|---------|---------|---------|---------|---------|
| M6 | 40-1101 | 40-1102 | 40-1103 | | |
| M10 | 40-1107 | 40-1104 | 40-1105 | 40-1106 | 40-1108 |
| M12 | | | 40-1110 | 40-1111 | 40-1112 |



THREADED ROD (LONG)

Manufactured from 316 stainless steel. Used to fix standoffs to the supporting structure.

* Cut to order, on request.

| Description | 70mm | 100mm | 115mm | 150mm |
|-------------|--------------|--------------|----------|--------------|
| M6 | 40-1401.070 | 40-1401.100 | | 40-1401.150 |
| M10 | 40-1402.070 | 40-1402.100 | 40-14021 | 40-1402.150 |
| M12 | 40-14025.070 | 40-14025.100 | 40-14026 | 40-14025.150 |



CSK BOLTS

Suitable for use with our CSK caps or CSK plastic bushes. All machined in Australia from 316 stainless steel. Bolts are supplied standard with the face CNC machined to match the finish on our caps.

| Description | 20mm | 25mm | 30mm | 35mm | 40mm | 50mm |
|-------------|---------|------------|------------|---------|---------|------------|
| M6 | 40-1201 | | 40-1201.30 | 40-1202 | | |
| M10 | | 40-1023.25 | 40-1203 | 40-1204 | 40-1205 | 40-1205.40 |
| M12 | | | 40-1208 | 40-1207 | 40-1209 | 40-1209.50 |



LAG SCREWS

Available in zinc plated or stainless steel. Conventional hex head coach bolts are also available for NFK's 32mmø, 38mmø & 50mmø Standoffs.

| Size | Description | Code |
|------|--|----------|
| M6 | 15mm Metal Thread + 35mm Timber Thread | 40-1404 |
| M8 | 15mm Metal Thread + 55mm Timber Thread | 40-14054 |
| M10 | 15mm Metal Thread + 55mm Timber Thread | 40-1405 |
| M12 | 15mm Metal Thread + 55mm Timber Thread | 40-14055 |



GRAVITY TOGGLES

Suitable for 19mmø & 25mmø Standoffs. Can be supplied to suit 32mmø, 38mmø & 50mmø Standoffs for light weight applications.

| Description | Code |
|---|---------|
| Supplied Complete With M6 Thread For Cavity Walls | 40-1403 |



MECHANICAL MASONRY ANCHOR

Supplied in zinc plated stainless steel & other varieties available on request.

| Description | Code |
|-------------|---------|
| M6 x 35mm | 40-1406 |
| M10 x 50mm | 40-1407 |



THREAD BUSHES

A critical component required to protect glass from contacting the connecting thread. NFK can supply custom sizes & design on request.

| Size | Description | Code |
|------|----------------------------|---------|
| M6 | 6mmID x 9mmø x 6mm wide | 40-1003 |
| M10 | 11mmID x 16mmø x 9mm wide | 40-1001 |
| M12 | 13mmID x 18mmø x 10mm wide | 40-1002 |



THERMAL BREAK WASHERS

Made from clear, UV stable PVC. Required to separate glass from metal components. Various other thicknesses available on request.

| Description | Size | Code |
|----------------|----------------------|---------|
| 19mmø Standoff | 18mmø x 6mmID x 1mm | 40-1501 |
| Flush Fit Cap | 24mmø x 16mmID x 1mm | 40-1503 |
| 25mmø Standoff | 24mmø x 6mmID x 1mm | 40-1502 |
| 32mmø Standoff | 30mmø x 10mmID x 1mm | 40-1504 |
| 38mmø Standoff | 36mmø x 10mmID x 1mm | 40-1505 |
| 50mmø Standoff | 49mmø x 12mmID x 1mm | 40-1508 |



STAINLESS STEEL NUTS HEX AND DOME

316 stainless steel.

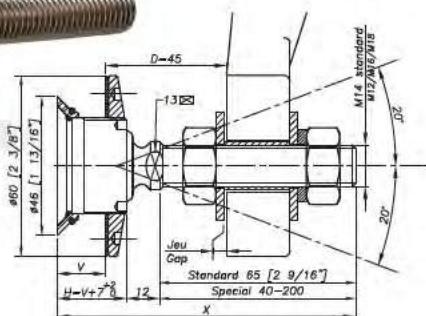
| Description | Hex Nut | Dome Nut |
|-------------|---------|----------|
| M6 | 40-1301 | 40-1303 |
| M10 | 40-1302 | 40-1304 |
| M12 | 40-1310 | 40-1311 |



STAINLESS STEEL WASHERS FLAT AND SPRING

316 stainless steel.

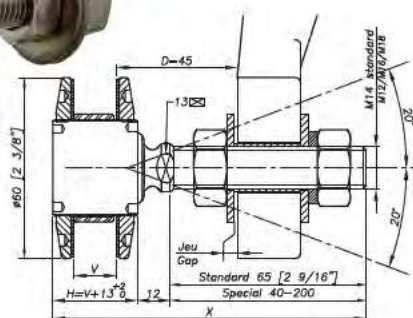
| Description | Flat Washer | Spring Washer |
|-------------|-------------|---------------|
| M6 | 40-1305 | 40-1307 |
| M10 | 40-1306 | 40-1308 |
| M12 | 40-1309 | 40-1312 |



Application : this Articulated point fitting is suitable for glass facades with access to the rear of the glass.

Bolt : standard M14 or M16, length 65mm.

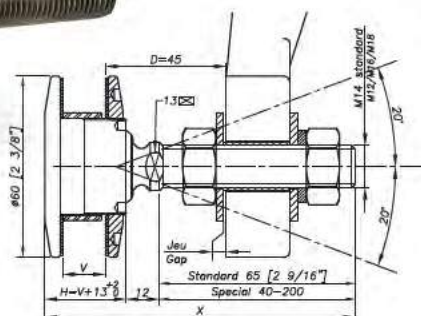
| Description | Code |
|-----------------------------|---------|
| Sadev Point Fixing FXR 1001 | 42-1015 |



Application : this Articulated point fitting is used for blind glass canopies.

Bolt : standard M14 or M16, length 65mm.

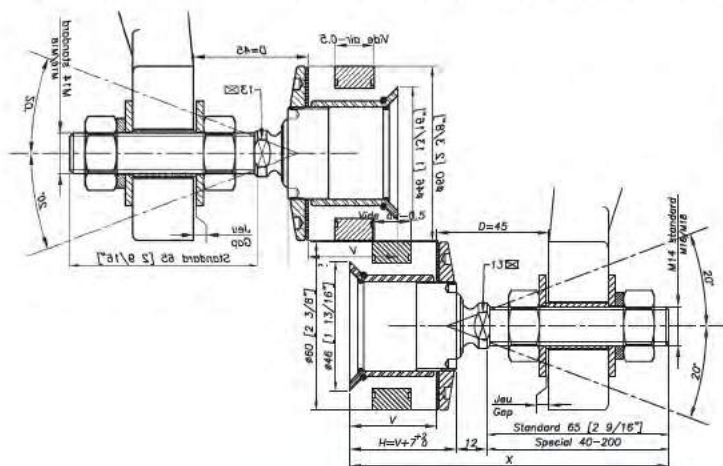
| Description | Code |
|-----------------------------|---------|
| Sadev Point Fixing FXR 1006 | 42-1004 |



Application : this Articulated point fitting is suitable for glass facades with access to the rear of the glass.

Bolt : standard M14 or M16, length 65mm.

| Description | Code |
|-----------------------------|---------|
| Sadev Point Fixing FXR 1003 | 42-1008 |



Application : this Articulated point fitting is suitable for Insulated glass facades with access to the rear of the glass. NFK also supplies the aluminium spacer ring with this point fixing

Bolt : standard M14 or M16, length 65mm.

| Description | Code |
|------------------------------|---------|
| Sadev Point Fixing FXR 1001A | 42-1016 |



Glass hole : straight hole.

| Description | Code |
|-----------------------------|---------|
| Sadev Point Fixing FXR 1005 | 42-1017 |



Glass hole : countersunk.

| Description | Code |
|-----------------------------|---------|
| Sadev Point Fixing FXR 1008 | 42-1018 |



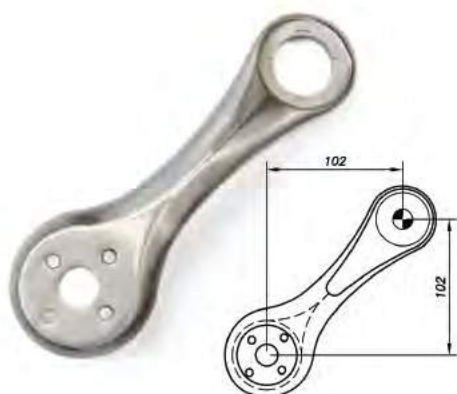
Glass hole : straight hole.

| Description | Code |
|-----------------------------|---------|
| Sadev Point Fixing FXR 1039 | 42-1019 |



Glass hole : countersunk.

| Description | Code |
|-----------------------------|---------|
| Sadev Point Fixing FXR 1101 | 42-1020 |



SADEV MONTI 1 WAY LONG SPIDER

The S3000 Monti range of spiders offer a unique option for point fixing glass. Heavy commercial designs of sharp lines are replaced with flowing shapes and blended corners.

Made from high quality 316 stainless steel, the S300 Monti range offers a visionary approach to design without compromising structural ability.

| Description | Code |
|------------------------------|---------------|
| Sadev S3000 1 Way Long Monti | 41-2001.01.77 |



SADEV MONTI 1 WAY SHORT SPIDER

The S3000 Monti range of spiders offer a unique option for point fixing glass. Heavy commercial designs of sharp lines are replaced with flowing shapes and blended corners.

Made from high quality 316 stainless steel, the S300 Monti range offers a visionary approach to design without compromising structural ability.

| Description | Code |
|-------------------------------|---------------|
| Sadev S3000 1 Way Short Monti | 41-2001.02.77 |

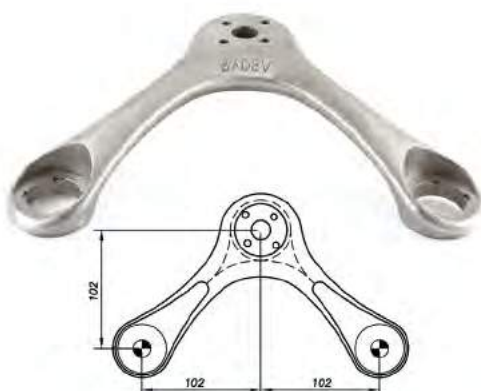


SADEV MONTI 2 WAY 180° SPIDER

The S3000 Monti range of spiders offer a unique option for point fixing glass. Heavy commercial designs of sharp lines are replaced with flowing shapes and blended corners.

Made from high quality 316 stainless steel, the S300 Monti range offers a visionary approach to design without compromising structural ability.

| Description | Code |
|------------------------|---------------|
| Sadev S3000 2 Way 180° | 41-2001.03.77 |



SADEV MONTI 2 WAY 90° SPIDER

The S3000 Monti range of spiders offer a unique option for point fixing glass. Heavy commercial designs of sharp lines are replaced with flowing shapes and blended corners.

Made from high quality 316 stainless steel, the S300 Monti range offers a visionary approach to design without compromising structural ability.

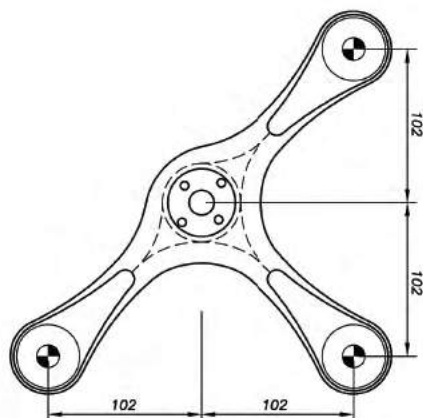
| Description | Code |
|-----------------------|---------------|
| Sadev S3000 2 Way 90° | 41-2001.04.77 |

SADEV MONTI 3 WAY 90° SPIDER

The S3000 Monti range of spiders offer a unique option for point fixing glass. Heavy commercial designs of sharp lines are replaced with flowing shapes and blended corners.

Made from high quality 316 stainless steel, the S300 Monti range offers a visionary approach to design without compromising structural ability.

| Description | Code |
|-----------------------|---------------|
| Sadev S3000 3 Way 90° | 41-2001.05.77 |

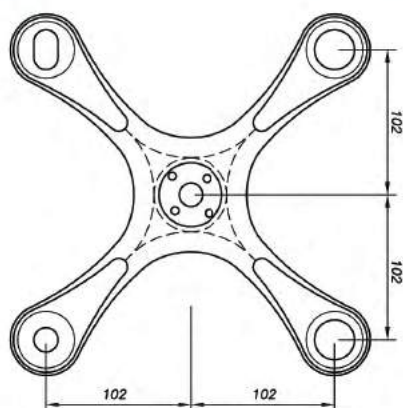


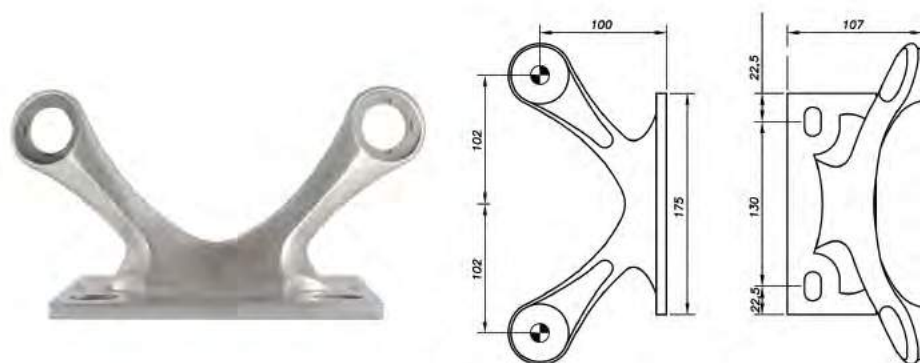
SADEV MONTI 4 WAY 90° SPIDER

The S3000 Monti range of spiders offer a unique option for point fixing glass. Heavy commercial designs of sharp lines are replaced with flowing shapes and blended corners.

Made from high quality 316 stainless steel, the S300 Monti range offers a vision approach to design without compromising structural ability.

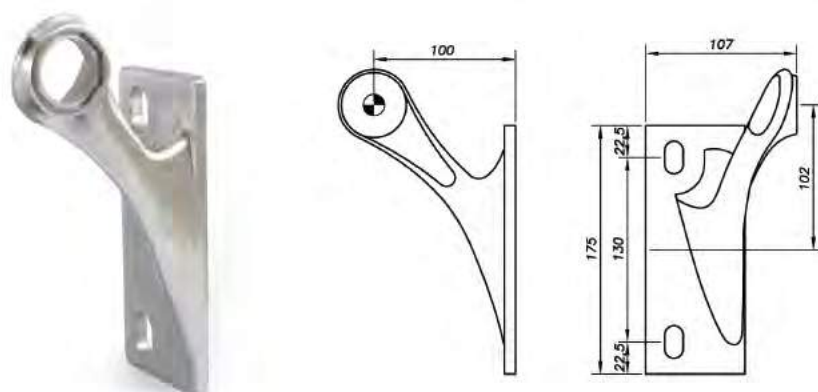
| Description | Code |
|-----------------------|---------------|
| Sadev S3000 4 Way 90° | 41-2001.06.77 |



**SADEV MONTI 2 WAY FIN SPIDER**

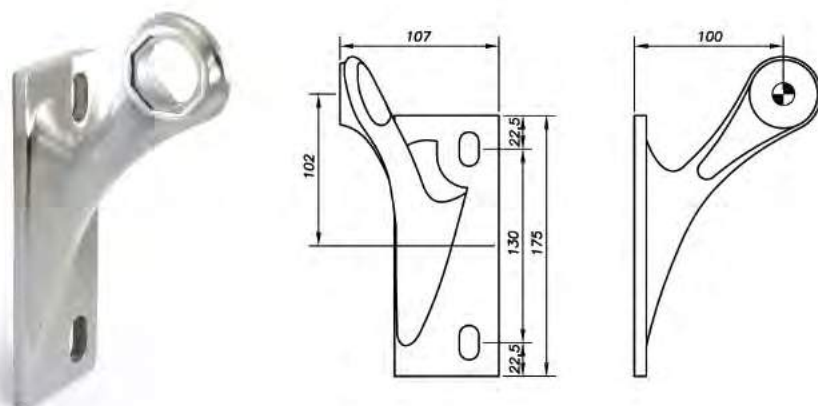
- Lost wax casting spider.
 - Material: stainless steel AISI 316.
 - Finish: satin polished.
- Supplied as single or back to back pairs.

| Description | Code |
|---------------------------------|---------------|
| Sadev S3100 2 Way Fin Spider | 41-1004.04.77 |

**SADEV MONTI 1 WAY 45° LEFT FIN SPIDER**

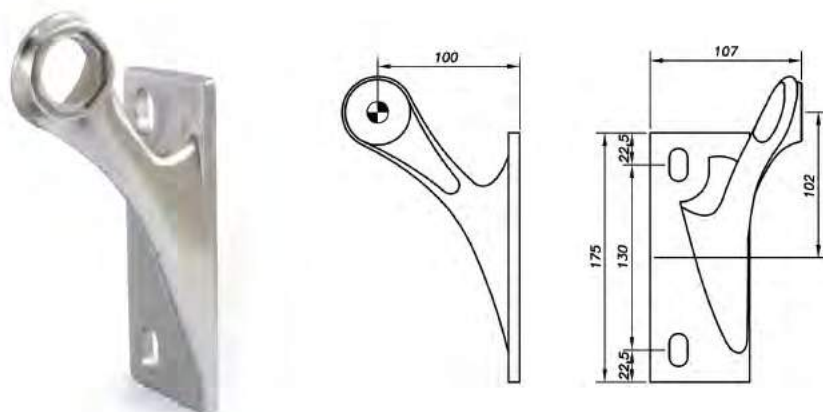
- Lost wax casting spider.
 - Material: stainless steel AISI 316.
 - Finish: satin polished.
- Supplied as single or back to back pairs.

| Description | Code |
|--|---------------|
| Sadev S3100 1 Way 45° Left Fin Spider | 41-1004.02.77 |

**SADEV MONTI**

- Lost wax casting spider.
 - Material: stainless steel AISI 316.
 - Finish: satin polished.
- Supplied as single or back to back pairs.

| Description | Code |
|---|---------------|
| Sadev S3100 1 Way 45° Right Fin Spider | 41-1004.03.77 |

**SADEV MONTI 1 WAY 45° LEFT FIN SPIDER**

- Lost wax casting spider.
 - Material: stainless steel AISI 316.
 - Finish: satin polished.
- Supplied as single or back to back pairs.

| Description | Code |
|--|---------------|
| Sadev S3100 1 Way 45° Left Fin Spider | 41-1004.02.77 |



NFK HEAVY DUTY 1 WAY 90° FIN SPIDER

Heavy Duty Fin Spiders are suitable for large panels of glass due to their increased size and loading capacity.

High quality finish in either satin or mirror polish.

Cast in 316 stainless steel or higher.

Point fixing options and technical guidance or full engineering is available.

| Description | Code |
|--|---------------|
| Heavy Duty 1 Way 90° Fin Spider Satin | 41-1001.01.77 |
| Heavy Duty 1 Way 90° Fin Spider Polished | 41-1001.01.99 |



NFK HEAVY DUTY 2 WAY 45° FIN SPIDER

Heavy Duty Fin Spiders are suitable for large panels of glass due to their increased size and loading capacity.

High quality finish in either satin or mirror polish.

Cast in 316 stainless steel or higher.

Point fixing options and technical guidance or full engineering is available.

| Description | Code |
|--|---------------|
| Heavy Duty 2 Way 45° Fin Spider Satin | 41-1001.04.77 |
| Heavy Duty 2 Way 45° Fin Spider Polished | 41-1001.04.99 |



NFK HEAVY DUTY 1 WAY 45° LEFT FIN SPIDER

Heavy Duty Fin Spiders are suitable for large panels of glass due to their increased size and loading capacity.

High quality finish in either satin or mirror polish.

Cast in 316 stainless steel or higher.

Point fixing options and technical guidance or full engineering is available.

| Description | Code |
|---|---------------|
| Heavy Duty 1 Way 45° Left Fin Spider Satin | 41-1001.02.77 |
| Heavy Duty 1 Way 45° Left Fin Spider Polished | 41-1001.02.99 |



NFK HEAVY DUTY 1 WAY 45° RIGHT FIN SPIDER

Heavy Duty Fin Spiders are suitable for large panels of glass due to their increased size and loading capacity.

High quality finish in either satin or mirror polish.

Cast in 316 stainless steel or higher.

Point fixing options and technical guidance or full engineering is available.

| Description | Code |
|--|---------------|
| Heavy Duty 1 Way 45° Right Fin Spider Satin | 41-1001.03.77 |
| Heavy Duty 1 Way 45° Right Fin Spider Polished | 41-1001.03.99 |



NFK MEDIUM DUTY 1 WAY 90° FIN SPIDER

NFK's medium duty spider range are suitable for mid weight applications, in both vertical and horizontal glazing.

Single arm fin spiders can be used to fix individual panels of glass or to support the mid-span of larger sheets.

High quality finish in either satin or mirror polish. Cast in 316 stainless steel or higher.

Point fixing options and technical guidance or full engineering is available.

| Description | Code |
|---|---------------|
| Medium Duty 1 Way 90° Fin Spider Satin | 41-1002.01.77 |
| Medium Duty 1 Way 90° Fin Spider Polished | 41-1002.01.99 |



NFK MEDIUM DUTY 2 WAY 45° FIN SPIDER

NFK's medium duty spider range are suitable for mid weight applications, in both vertical and horizontal glazing.

Two arm fin spiders can be used to fix corners of two individual pieces of glass, either under/over or side by side.

High quality finish in either satin or mirror polish. Cast in 316 stainless steel or higher.

Point fixing options and technical guidance or full engineering is available.

| Description | Code |
|---|---------------|
| Medium Duty 2 Way 45° Fin Spider Satin | 41-1002.04.77 |
| Medium Duty 2 Way 45° Fin Spider Polished | 41-1002.04.99 |



NFK MEDIUM DUTY 1 WAY 45° LEFT FIN SPIDER

NFK's medium duty spider range are suitable for mid weight applications, in both vertical and horizontal glazing.

Single arm fin spiders can be used to fix upper or lower outer corners, to maintain design when used in conjunction with two arm spiders.

High quality finish in either satin or mirror polish. Cast in 316 stainless steel or higher.

Point fixing options and technical guidance or full engineering is available.

| Description | Code |
|--|---------------|
| Medium Duty 1 Way 45° Left Fin Spider Satin | 41-1002.02.77 |
| Medium Duty 1 Way 45° Left Fin Spider Polished | 41-1002.02.99 |



NFK MEDIUM DUTY 1 WAY 45° RIGHT FIN SPIDER

NFK's medium duty spider range are suitable for mid weight applications, in both vertical and horizontal glazing.

Single arm fin spiders can be used to fix upper or lower outer corners, to maintain design when used in conjunction with two arm spiders.

High quality finish in either satin or mirror polish. Cast in 316 stainless steel or higher.

Point fixing options and technical guidance or full engineering is available.

| Description | Code |
|---|---------------|
| Medium Duty 1 Way 45° Right Fin Spider Satin | 41-1002.03.77 |
| Medium Duty 1 Way 45° Right Fin Spider Polished | 41-1002.03.99 |



NFK MICRO 1 WAY 90° FIN SPIDER

NFK's Micro Fin Spider is designed for balustrade applications, small feature panels or other lightweight applications.

Cast 304 stainless steel, suitable for internal applications. 316 s/s models is available on request.

Various point fixing options are available for this spider.

Available in satin or polished finish.

| Description | Code |
|-------------------------------------|---------------|
| Micro 1 Way 90° Fin Spider Satin | 41-1003.01.77 |
| Micro 1 Way 90° Fin Spider Polished | 41-1003.01.99 |



NFK VITRO 250 1 WAY LONG

NFK's VITRO 250 face fixed spiders are extremely strong and suitable for high load facades and canopies.

High quality finish in either satin or mirror polish 316 stainless steel.

NFK offers a wide range of Point fixing options for this product.

Technical guidance or full engineering is available.

| Description | Code |
|---------------------------------------|---------------|
| Micro 1 Way 90° Left Fin Spider Satin | 41-2002.01.77 |



NFK VITRO 250 1 WAY SHORT

NFK's VITRO 250 face fixed spiders are extremely strong and suitable for high load facades and canopies.

High quality finish in either satin or mirror polish 316 stainless steel.

NFK offers a wide range of Point fixing options for this product.

Technical guidance or full engineering is available.

| Description | Code |
|-----------------------------|---------------|
| VITRO 250 1 Way Short Satin | 41-2002.02.77 |

**NFK VITRO 250 2 WAY 180°**

NFK's VITRO 250 face fixed spiders are extremely strong and suitable for high load facades and canopies.

High quality finish in either satin or mirror polish 316 stainless steel.

NFK offers a wide range of Point fixing options for this product.

Technical guidance or full engineering is available.

| Description | Code |
|----------------------------|---------------|
| VITRO 250 2 Way 180° Satin | 41-2002.03.77 |

**NFK VITRO 250 2 WAY 90°**

NFK's VITRO 250 face fixed spiders are extremely strong and suitable for high load facades and canopies.

High quality finish in either satin or mirror polish 316 stainless steel.

NFK offers a wide range of Point fixing options for this product.

Technical guidance or full engineering is available.

| Description | Code |
|---------------------------|---------------|
| VITRO 250 2 Way 90° Satin | 41-2002.04.77 |

**NFK VITRO 250 3 WAY 90°**

NFK's VITRO 250 face fixed spiders are extremely strong and suitable for high load facades and canopies.

High quality finish in either satin or mirror polish 316 stainless steel.

NFK offers a wide range of Point fixing options for this product.

Technical guidance or full engineering is available.

| Description | Code |
|---------------------------|---------------|
| VITRO 250 3 Way 90° Satin | 41-2002.05.77 |

**NFK VITRO 250 4 WAY 90°**


Information NFK's VITRO 250 face fixed spiders are extremely strong and suitable for high load facades and canopies.

High quality finish in either satin or mirror polish 316 stainless steel.

NFK offers a wide range of Point fixing options for this product.

Technical guidance or full engineering is available.

| Description | Code |
|---------------------------|---------------|
| VITRO 250 4 Way 90° Satin | 41-2002.06.77 |



NFK GLAZING & INDUSTRIAL SUPPLIES P/L

28 Devlan Street, Mansfield Qld 4122 Australia
PO Box 2091, Mansfield BC Qld 4122 Australia

Phone: (07) 3343 3377
Fax: (07) 3343 6877
Toll Free: 1800 064 596
Email: sales@nfk.com.au

www.nfk.com.au

